

# StJB Parent Satisfaction Survey Results

July 2019 Survey



## Survey Objectives



# PARENT SATISFACTION SURVEY

---

## Short-term Objectives:

- To collect and analyze data from StJB K-8th grade parents/guardians to help gauge parent satisfaction with the school
- Identify areas of improvement for future



# PARENT SATISFACTION SURVEY

---

## Long-term Objective:

- Increase school enrollment and improve retention of existing school families



# PARENT SATISFACTION SURVEY

---

## Survey Overview



# PARENT SATISFACTION SURVEY

---

## Survey Overview:

- Second quantitative survey conducted for 2018-19 school year (last survey was November 2018)
- Audience included 97 families from K-8th grades; parent name optional (one survey per family)
- Online survey mode (Survey Monkey)
- 38 survey questions Likert survey design; multiple sentiment-based questions
- Opportunity to add comments after questions
- Survey was active for 16 days in July



# PARENT SATISFACTION SURVEY

---

## Survey Overview:

- Findings give comparison score to last survey
- Findings were filtered to show scores from parents with Junior High students (scores are in red)



## Survey Response





# PARENT SATISFACTION SURVEY

---

## **Survey Response:**

- 35% response rate
- 91% completion rate
- 20/34 respondents included their name



# PARENT SATISFACTION SURVEY

---

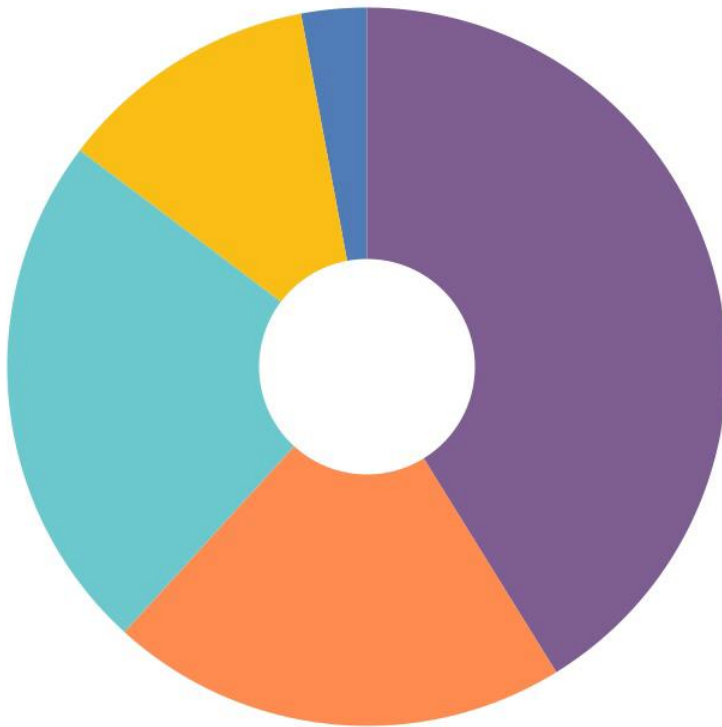
## Parent Profile



# PARENT PROFILE

---

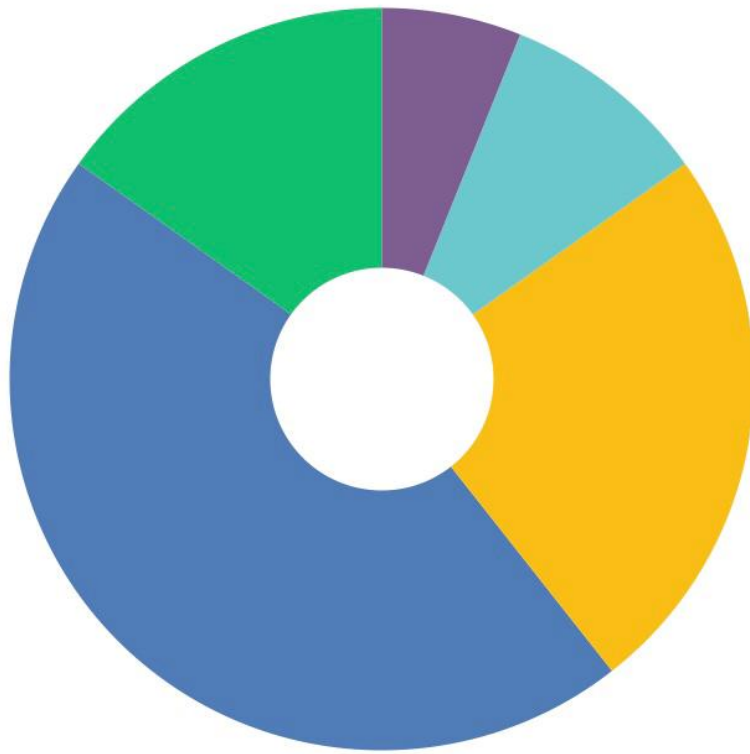
How long has your family been a part of St. John the Baptist?



Less than a year	0%	0
1 year	3%	1
2-3 years	12%	4
4-5 years	24%	8
6-9 years	21%	7
10 or more years	41%	14

## PARENT PROFILE

How many children/grandchildren will be enrolled at St. John the Baptist in the 2019-20 school year?



0 children	15%	5
1 children	44%	15
2 children	24%	8
3 children	9%	3
4 children	0%	0
5 children	6%	2

# PARENT PROFILE

Indicate the grades your children/grandchildren WILL BE in at St. John the Baptist in the 2019-20 school year.




Pre-K	21%	7
Kindergarten	15%	5
1st Grade	21%	7
2nd Grade	26%	9
3rd Grade	24%	8
4th Grade	18%	6
5th Grade	18%	6
6th Grade	18%	6
7th Grade	9%	3
8th Grade	9%	3
None of the above	9%	3

## PARENT PROFILE

---

Do you have children/grandchildren who have graduated from St. John the Baptist?

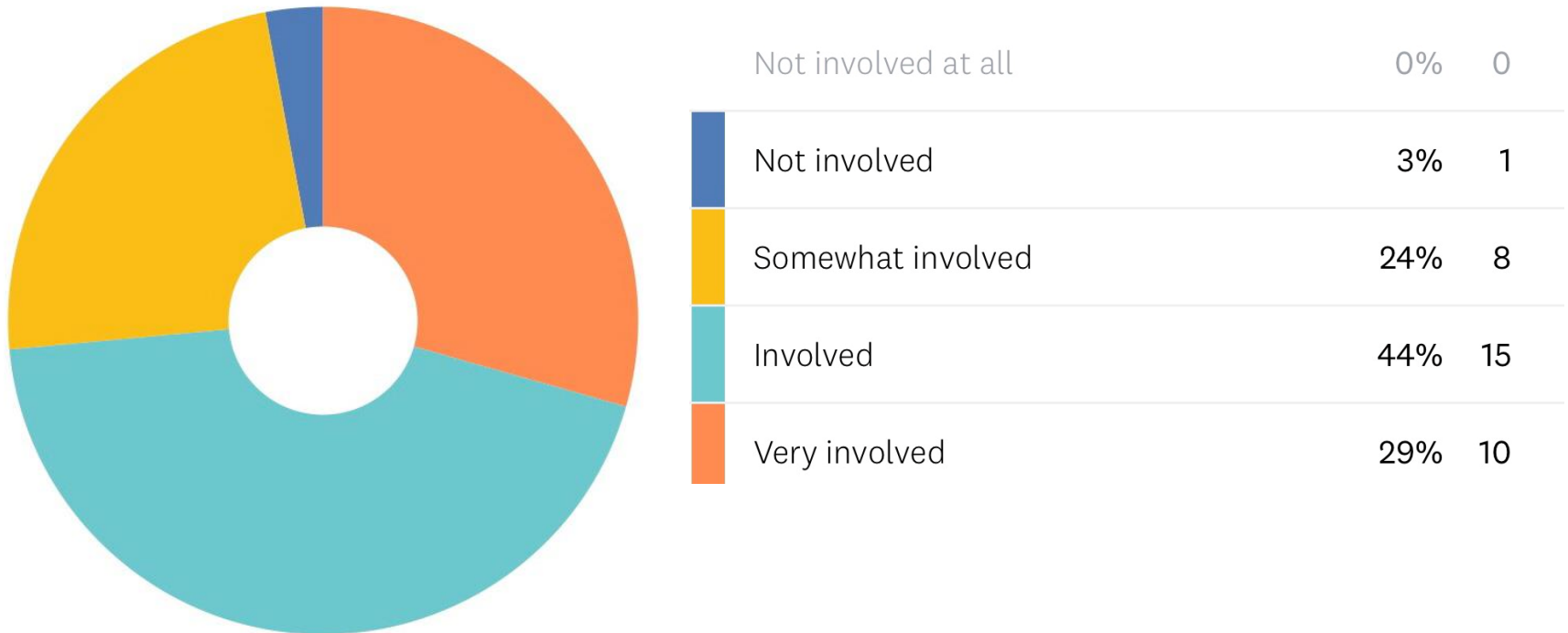


Yes	47%	16
No	53%	18

## PARENT PROFILE

---

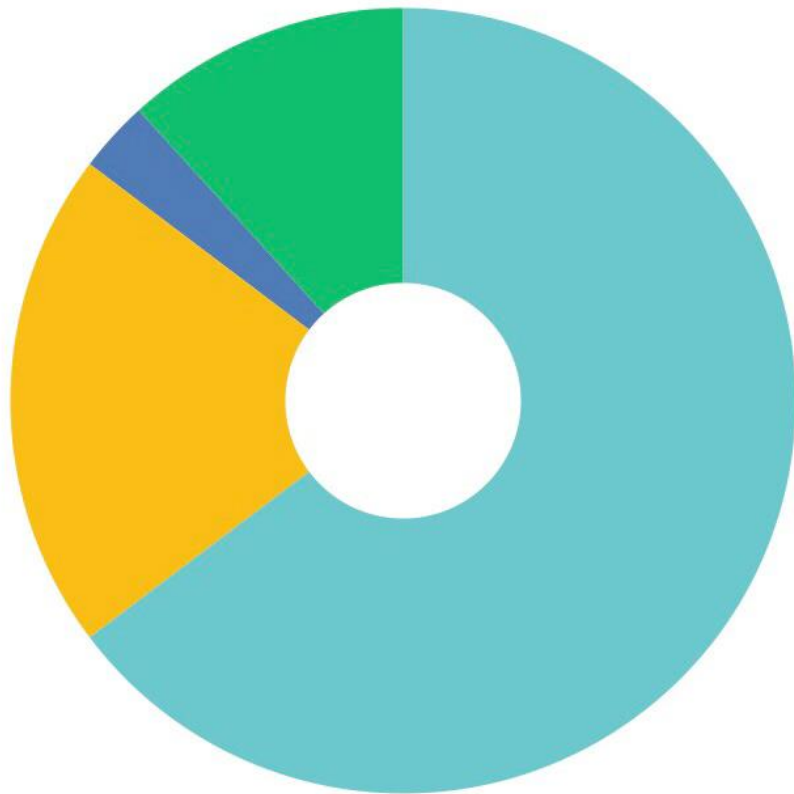
How would you indicate your level of parent/grandparent involvement at St. John the Baptist?



## PARENT PROFILE

---

Aside from weddings, funerals and holidays, how often does your family attend Mass?



	Rarely	12%	4
	A few times a year	3%	1
	At least monthly, not weekly	21%	7
	Every week (once a week or more)	65%	22



# PARENT SATISFACTION SURVEY

---

## Survey Results



# SURVEY RESULTS

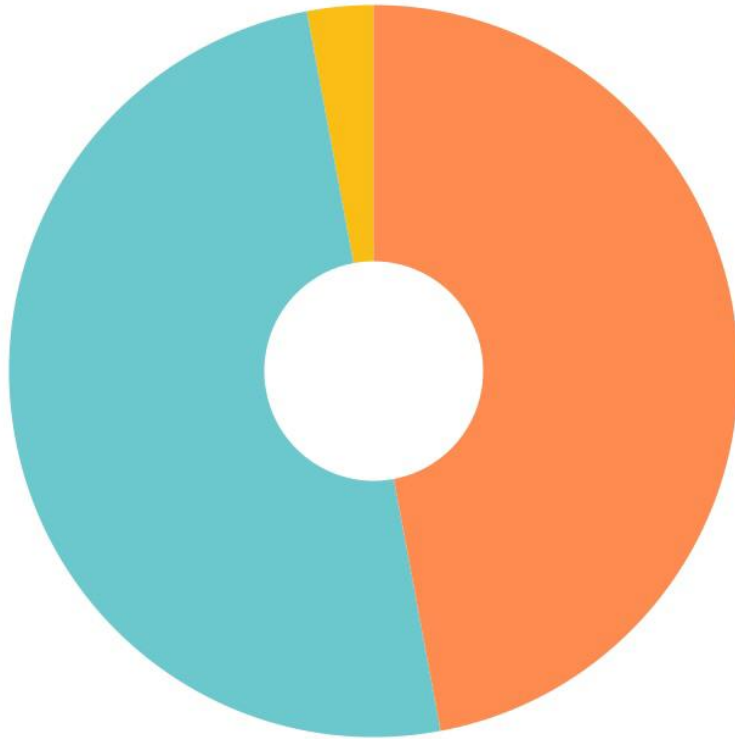
---

## School Culture



## SURVEY RESULTS: CULTURE

I understand the mission of St. John the Baptist.



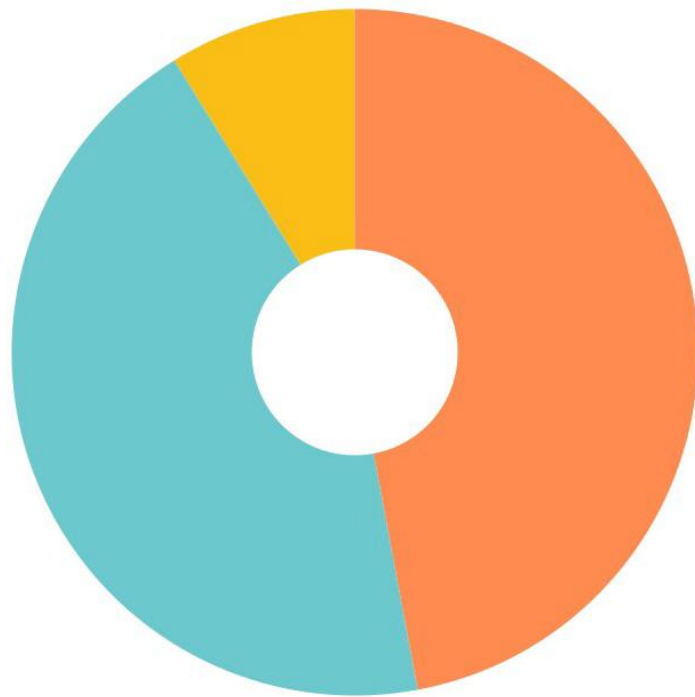
Strong disagree	0%	0
Disagree	0%	0
Neutral	3%	1
Agree	50%	17
Strongly Agree	47%	16

**97% Agree (^11%)**

**Junior High - 100% Agree**

## SURVEY RESULTS: CULTURE

My child/grandchild enjoy coming to school.




Strongly Disagree	0%	0
Disagree	0%	0
Neutral	9%	3
Agree	44%	15
Strongly Agree	47%	16

**91% Agree (-1%)**

**Junior High – 100% Agree**

## SURVEY RESULTS: CULTURE

STJB provides a safe and nurturing environment for my child/grandchild.



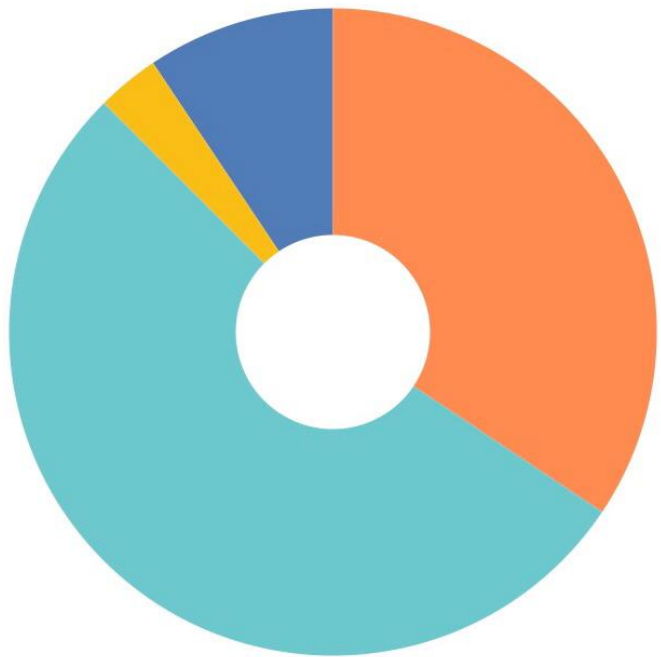
Strongly Disagree	0%	0
Disagree	0%	0
Neutral	0%	0
Agree	52%	17
Strongly Agree	48%	16

**100% Agree (^2%)**

**Junior High – 100% Agree**

## SURVEY RESULTS: CULTURE

The school environment is clean and the building is well maintained.



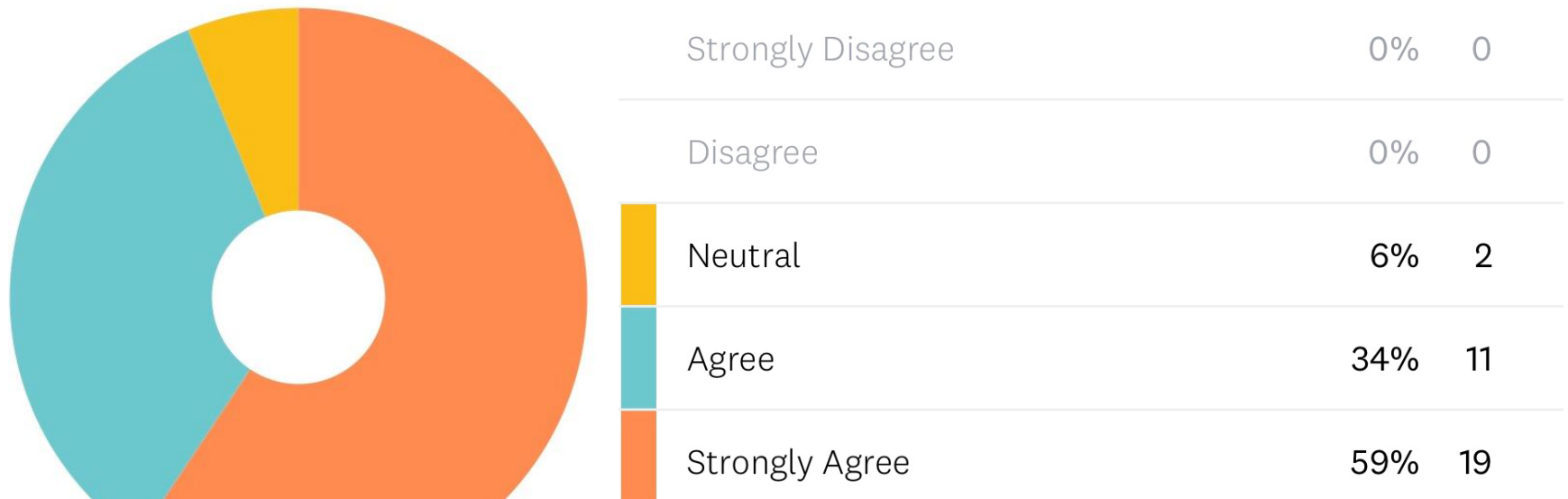
Strongly Disagree	0%	0
Disagree	9%	3
Neutral	3%	1
Agree	53%	17
Strongly Agree	34%	11

**87% Agree (-1%)**

**Junior High: 90% Agree**

## SURVEY RESULTS: CULTURE

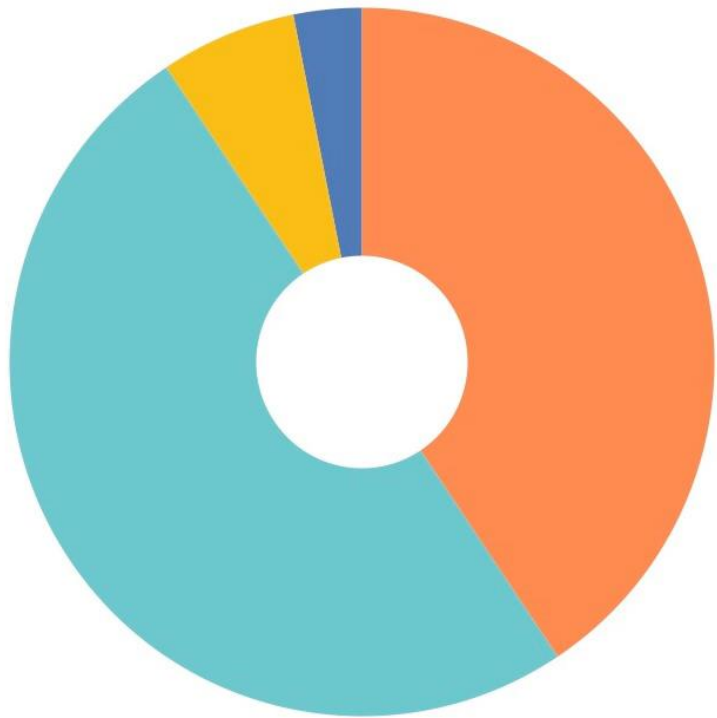
StJB educates the whole child: intellectually, spiritually, physically, emotionally and socially.



**93% Agree (-3%)**  
**Junior High – 100% Agree**

## SURVEY RESULTS: CULTURE

StJB helps my child/grandchild transition through daily school routines.



Strongly Disagree	0%	0
Disagree	3%	1
Neutral	6%	2
Agree	50%	16
Strongly Agree	41%	13

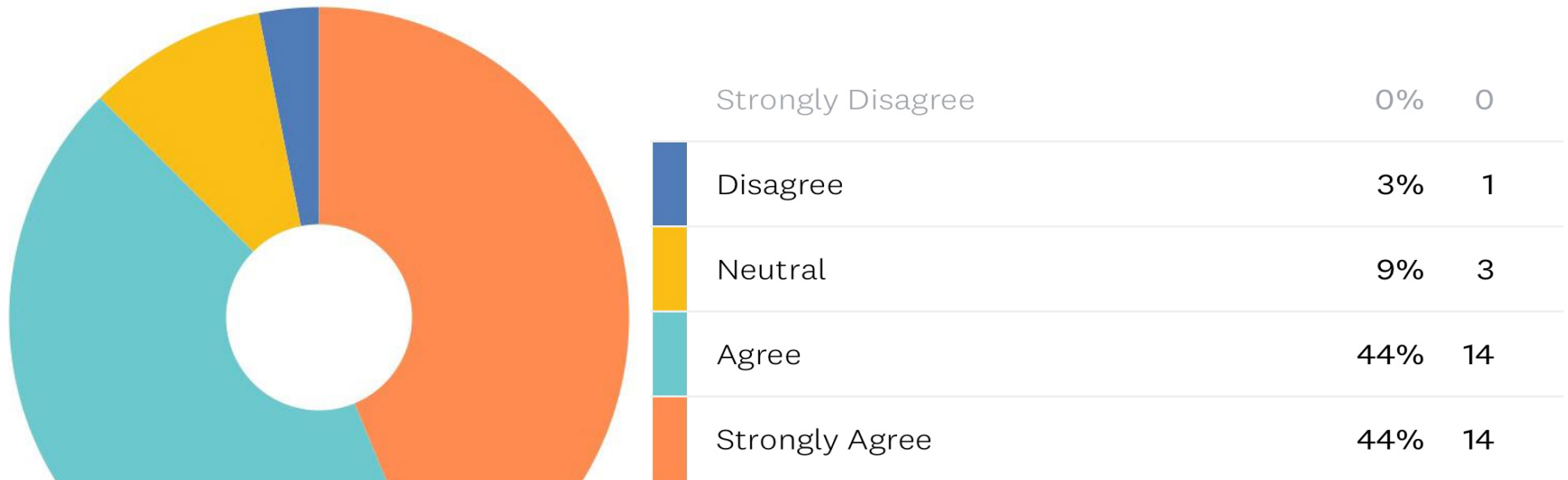
**91% Agree (-5%)**

**Junior High: 100% Agree**



## SURVEY RESULTS: CULTURE

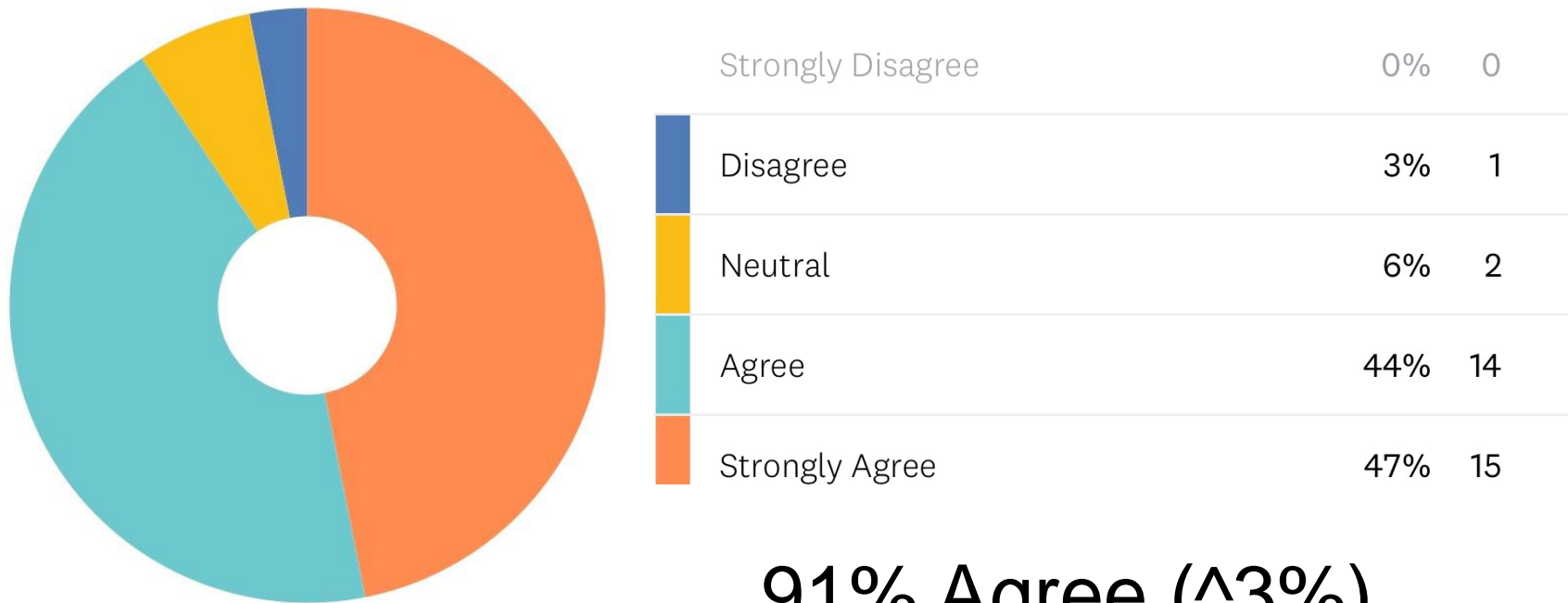
The teacher(s) understands my child's/grandchild's strengths and weaknesses.



**88% Agree (-7%)**  
**Junior High – 90% Agree**

## SURVEY RESULTS: CULTURE

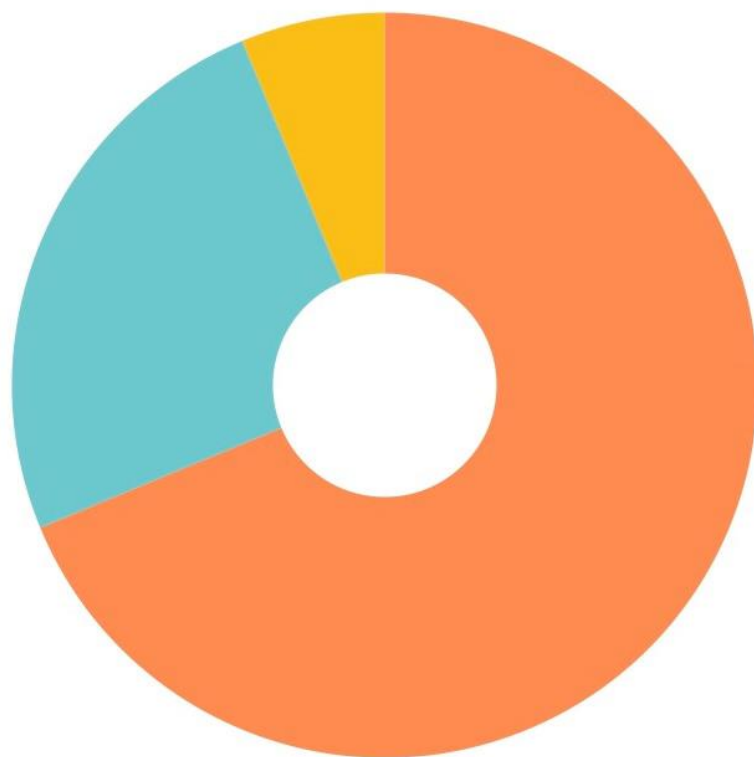
The school office staff is friendly and demonstrated care and concern for my child/grandchild.



**91% Agree (^3%)**  
**Junior High: 100% Agree**

## SURVEY RESULTS: CULTURE

Catholic education is a good investment in my child's/grandchild's future.



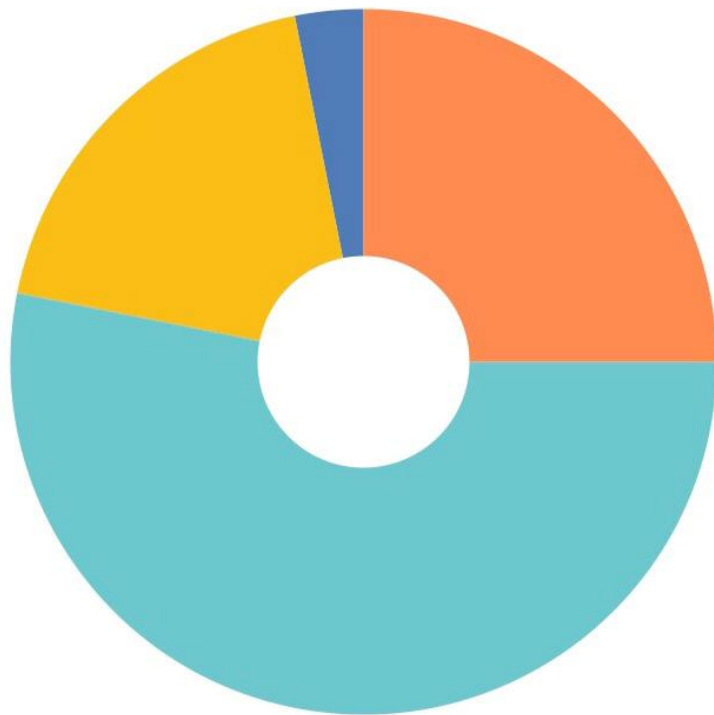
Strongly Disagree	0%	0
Disagree	0%	0
Neutral	6%	2
Agree	25%	8
Strongly Agree	69%	22

94% Agree (^1%)

Junior High - 100% Agree

## SURVEY RESULTS: CULTURE

StJB school policies are communicated clearly and enforced fairly.



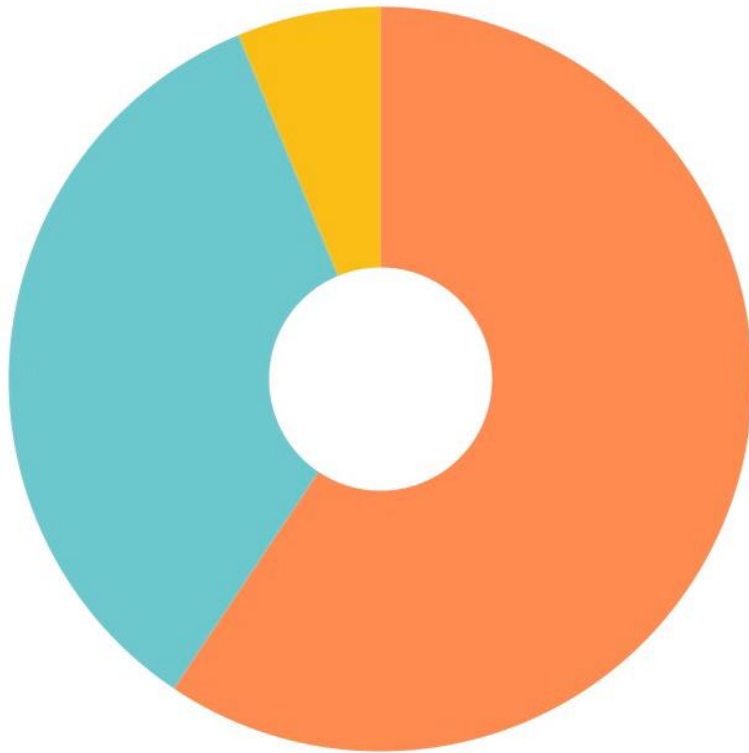
Strongly Disagree	0%	0
Disagree	3%	1
Neutral	19%	6
Agree	53%	17
Strongly Agree	25%	8

**78% Agree (-5%)**

**Junior High – 70% Agree**

## SURVEY RESULTS: CULTURE

I am likely to recommend St. John the Baptist School to friends and family.



Strongly Disagree	0%	0
Disagree	0%	0
Neutral	6%	2
Agree	34%	11
Strongly Agree	59%	19

**93% Agree (^5%)**

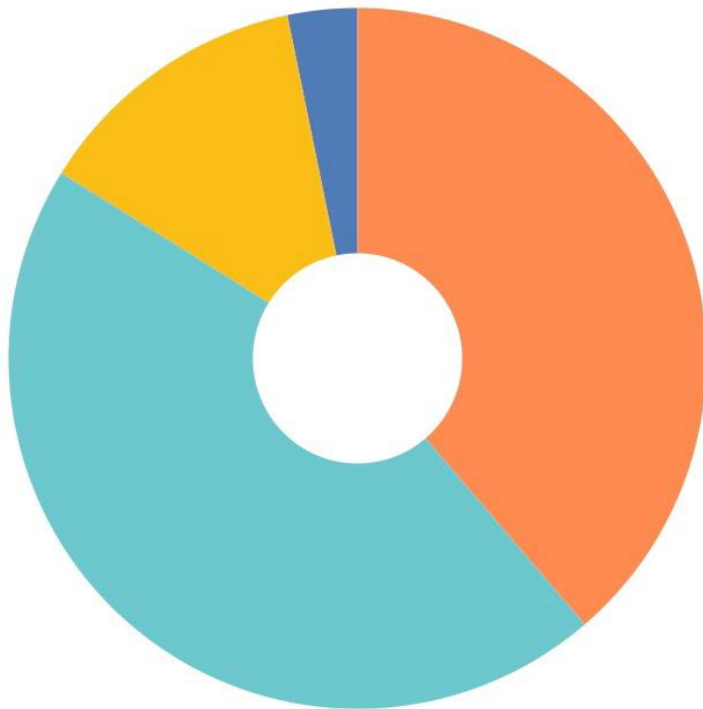
**Junior High – 100% Agree**

# Communication



## SURVEY RESULTS: COMMUNICATION

I am comfortable sharing concerns and ideas with school administration and teachers.



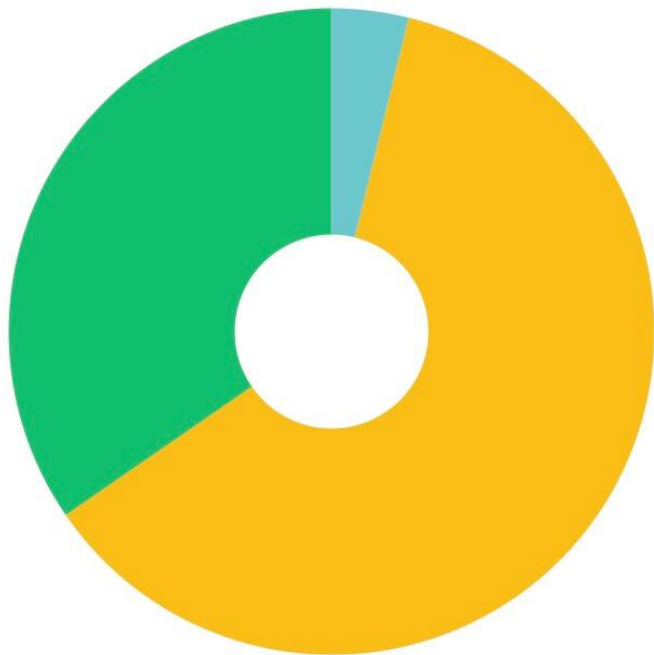
Strongly Disagree	0%	0
Disagree	3%	1
Neutral	13%	4
Agree	45%	14
Strongly Agree	39%	12

**84% Agree (-12%)**

**Junior High: 70% Agree**

## SURVEY RESULTS: COMMUNICATION

My preferred method for communication with teachers regarding my child/grandchild:

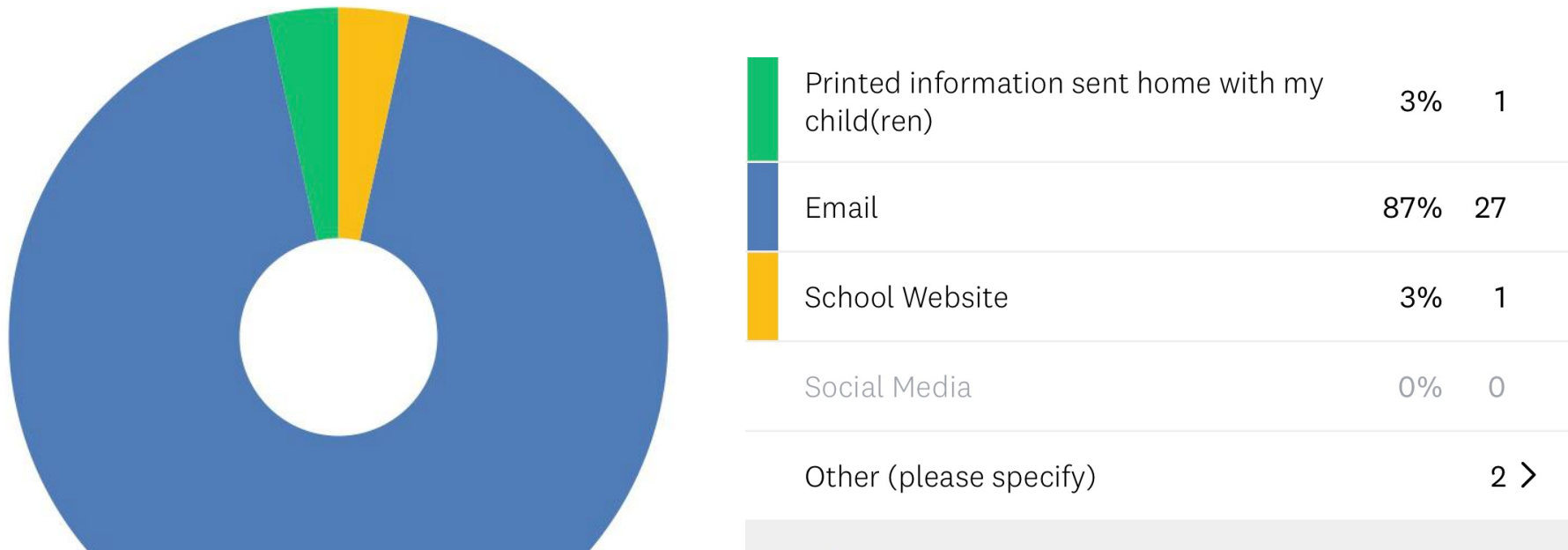


Face-to-Face	29%	9
Phone	0%	0
Email	52%	16
Text	3%	1
Other (please specify)		5 >



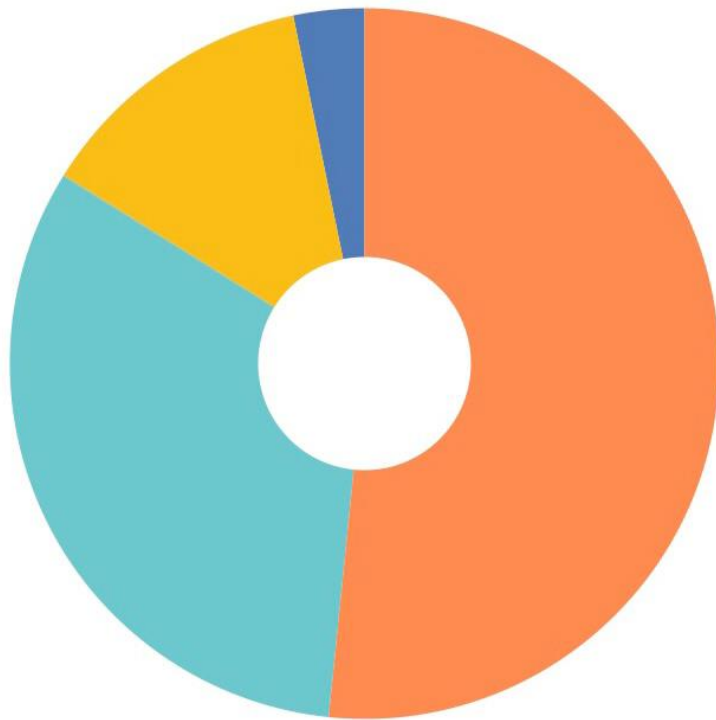
# SURVEY RESULTS: COMMUNICATION

My preferred method of communication for staying informed with school happenings:



## SURVEY RESULTS: COMMUNICATION

I am satisfied with communication from my child's/grandchild's teacher?

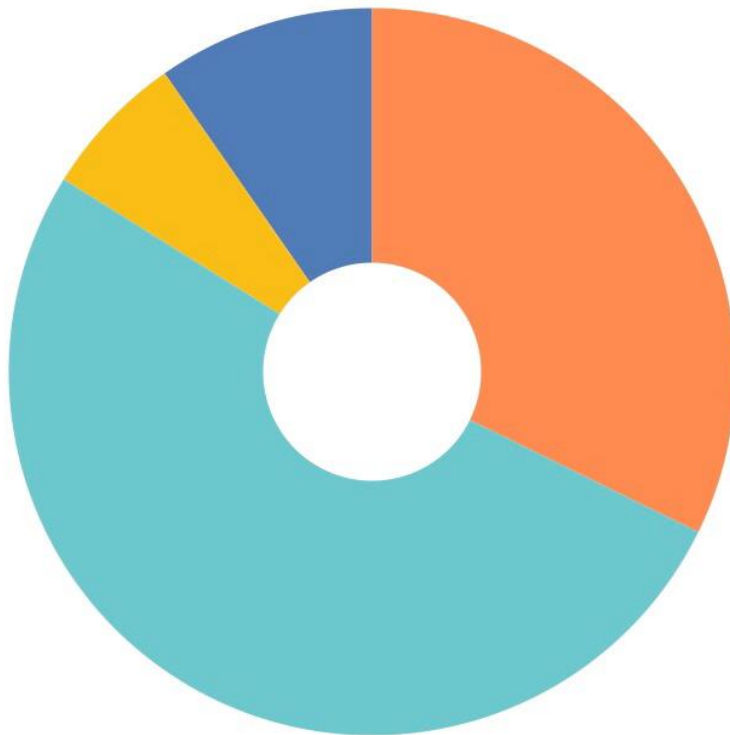


Strongly Disagree	0%	0
Disagree	3%	1
Neutral	13%	4
Agree	32%	10
Strongly Agree	52%	16

**84% Agree (-14%)**  
**Junior High – 80%**

## SURVEY RESULTS: COMMUNICATION

I am satisfied with communication and information from the school.



Strongly Disagree	0%	0
Disagree	3%	1
Neutral	3%	1
Agree	45%	14
Strongly Agree	48%	15

**93% Agree (^3%)**

**Junior High – 80% Agree**

# SURVEY RESULTS

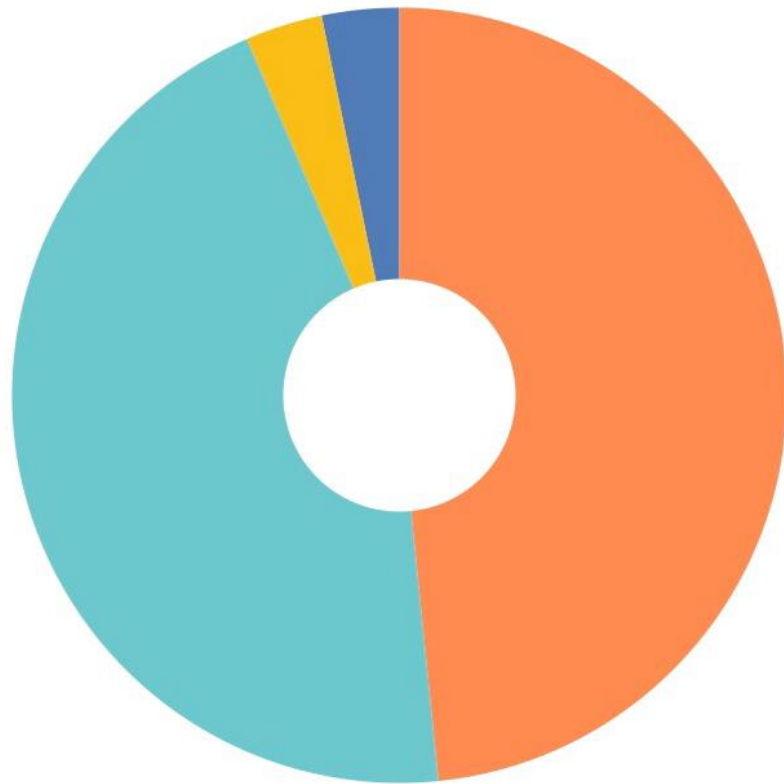
---

## Academics/Curriculum



## SURVEY RESULTS: ACADEMICS/CURRICULUM

The school sets high standards for quality teaching and student learning.



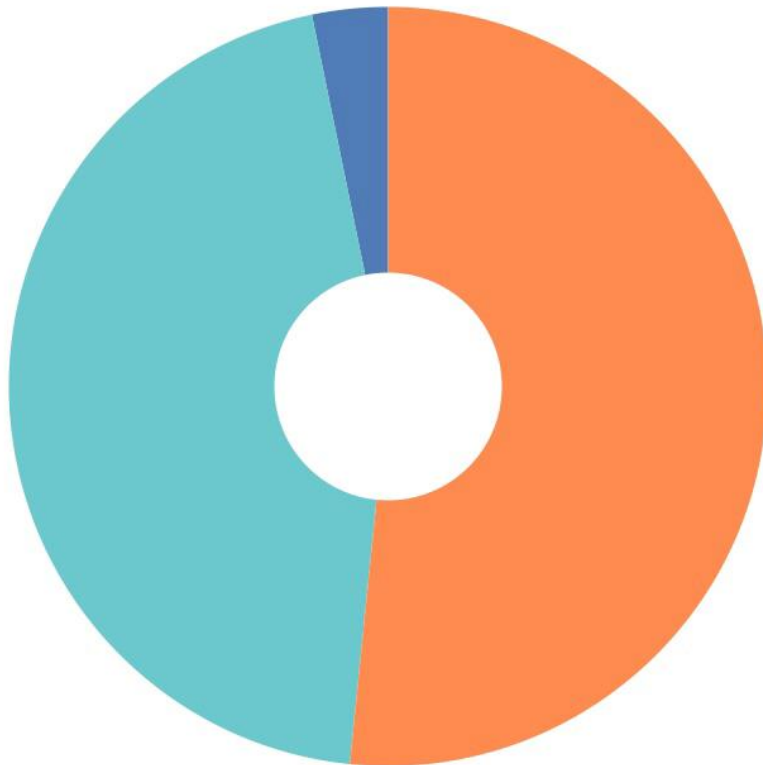
Strongly Disagree	0%	0
Disagree	3%	1
Neutral	3%	1
Agree	45%	14
Strongly Agree	48%	15

**93% Agree (^3%)**

**Junior High – 90% Agree**

## SURVEY RESULTS: ACADEMICS/CURRICULUM

The academic curriculum meets my expectations and standards.



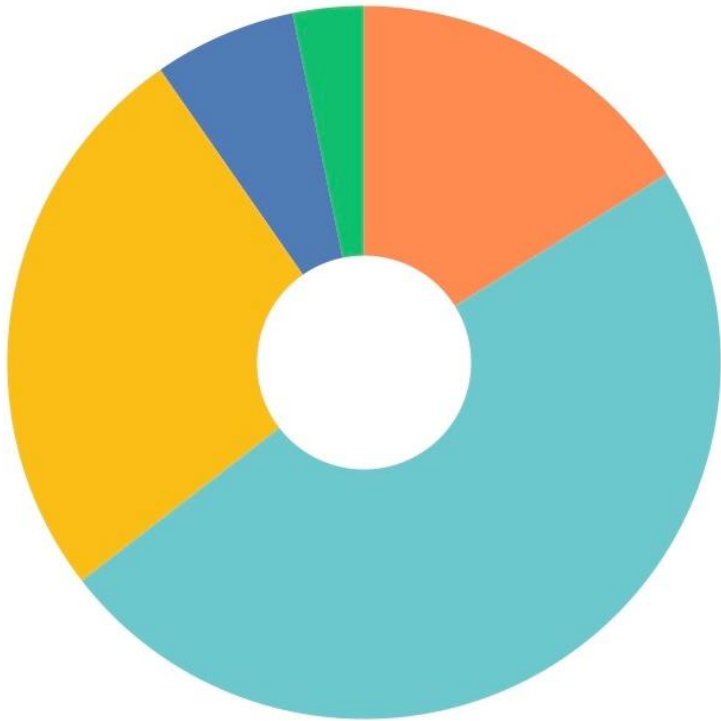
Strongly Disagree	0%	0
Disagree	3%	1
Neutral	0%	0
Agree	45%	14
Strongly Agree	52%	16

**97% Agree (^5%)**

**Junior High – 100% Agree**

## SURVEY RESULTS: ACADEMICS/CURRICULUM

The amount of homework is appropriate for my child's/grandchild's grade.



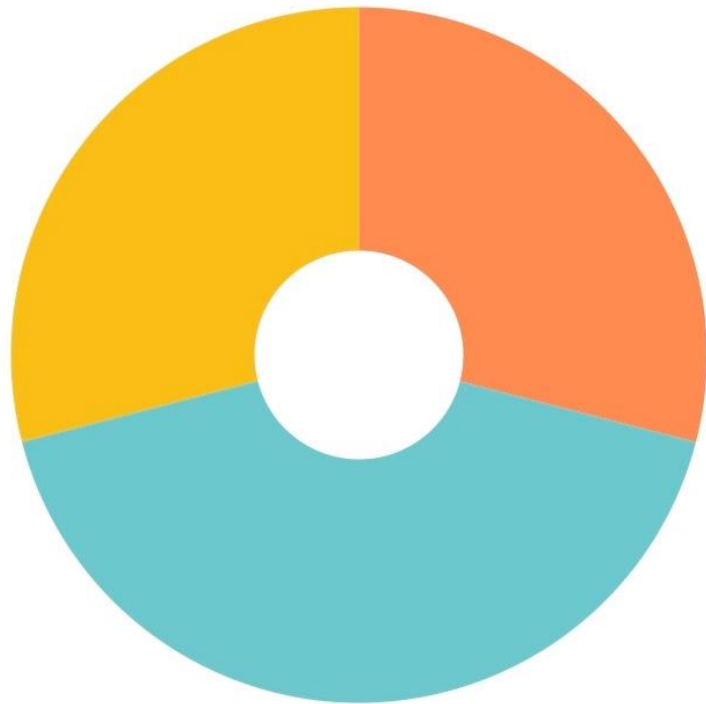
Strongly Disagree	3%	1
Disagree	6%	2
Neutral	26%	8
Agree	48%	15
Strongly Agree	16%	5

**66% Agree (-3%)**

**Junior High: 70% Agree**

## SURVEY RESULTS: ACADEMICS/CURRICULUM

My child/grandchild has access to the best technology to aid  
In his/her individualized classroom learning.



Strongly Disagree	0%	0
Disagree	0%	0
Neutral	29%	9
Agree	42%	13
Strongly Agree	29%	9

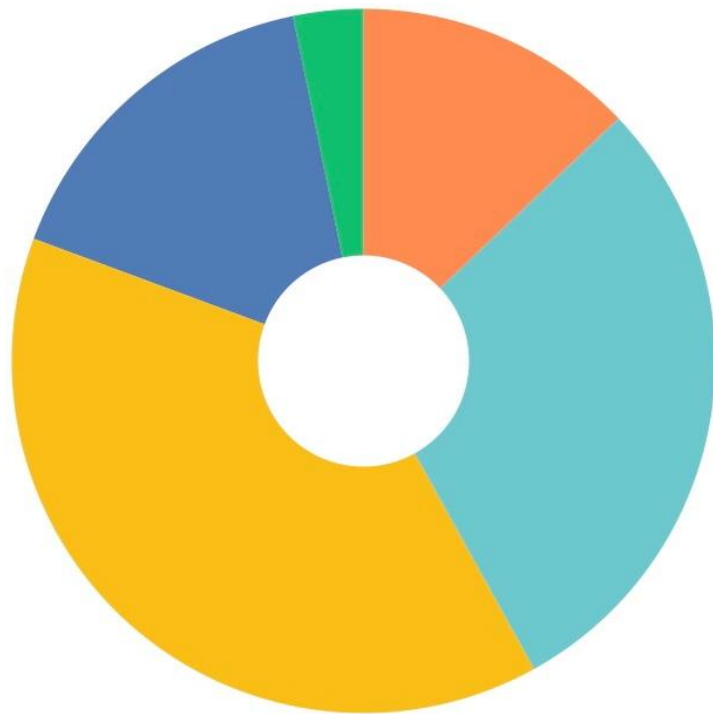
**71% Agree (-8%)**

**70% Agree (-8%)**



## SURVEY RESULTS: ACADEMICS/CURRICULUM

StJB has the resources to meet the needs of those students who struggle academically and need extra help learning.



Strongly Disagree	3%	1
Disagree	16%	5
Neutral	39%	12
Agree	29%	9
Strongly Agree	13%	4

**42% Agree (-11%)**  
**Junior High: 30% Agree**

# SURVEY RESULTS

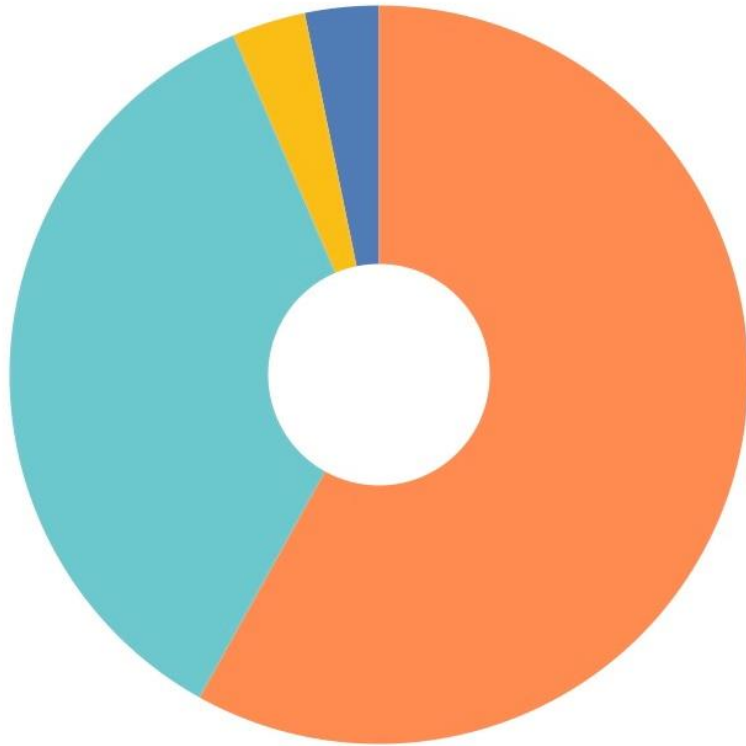
---

## Faith Formation



## SURVEY RESULTS: FAITH FORMATION

I am pleased with the level of religious education at STJB.



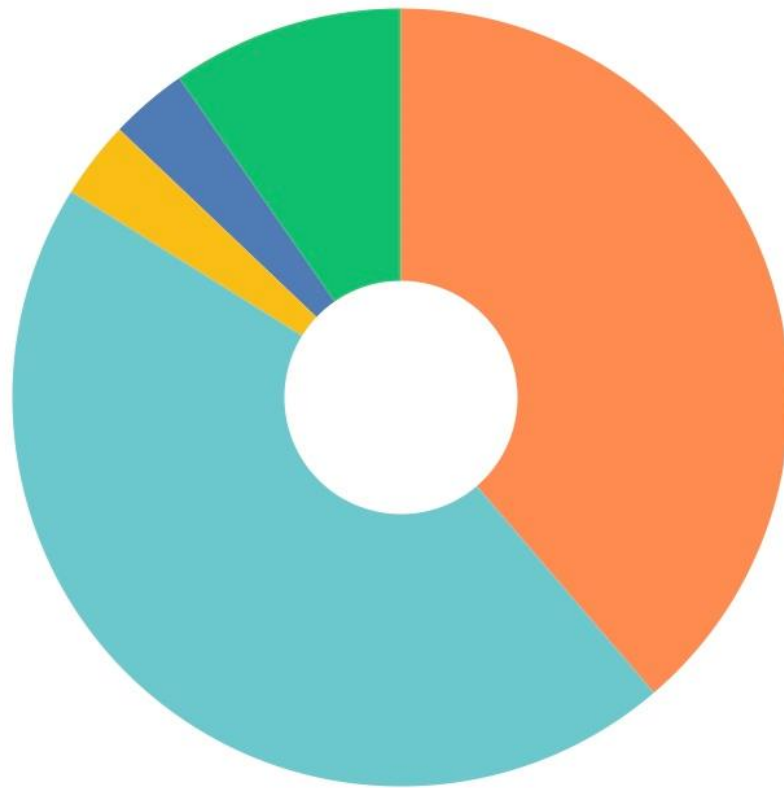
Strongly Disagree	0%	0
Disagree	3%	1
Neutral	3%	1
Agree	35%	11
Strongly Agree	58%	18

**93% Agree (^3%)**

**Junior High: 100% Agree**

## SURVEY RESULTS: FAITH FORMATION

Daily Mass is an essential part of my child's/grandchild's faith formation.



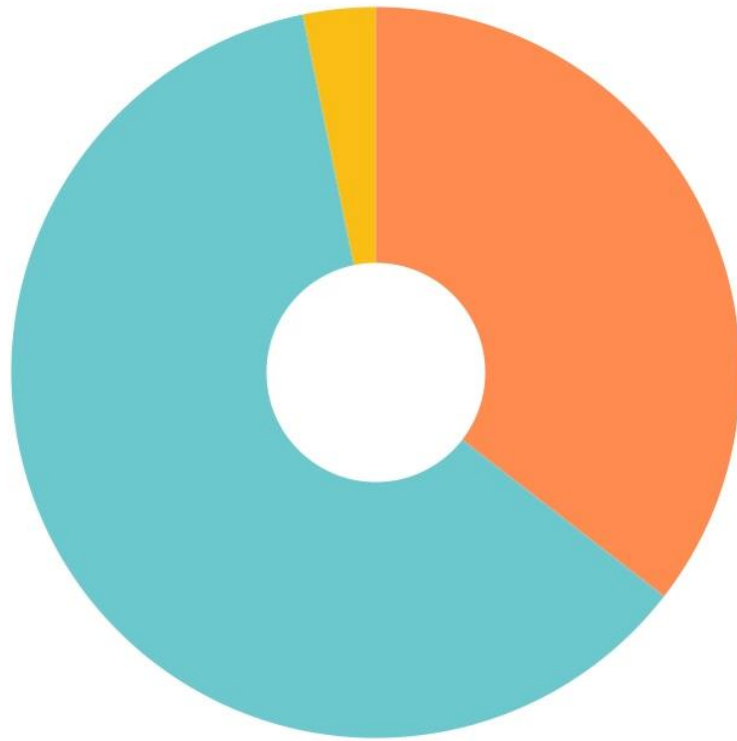
Strongly Disagree	10%	3
Disagree	3%	1
Neutral	3%	1
Agree	45%	14
Strongly Agree	39%	12

**84% Agree (^25%)**

**Junior High - 90% Agree**

## SURVEY RESULTS: FAITH FORMATION

Teachers emphasize and demonstrate the importance of Catholic values.



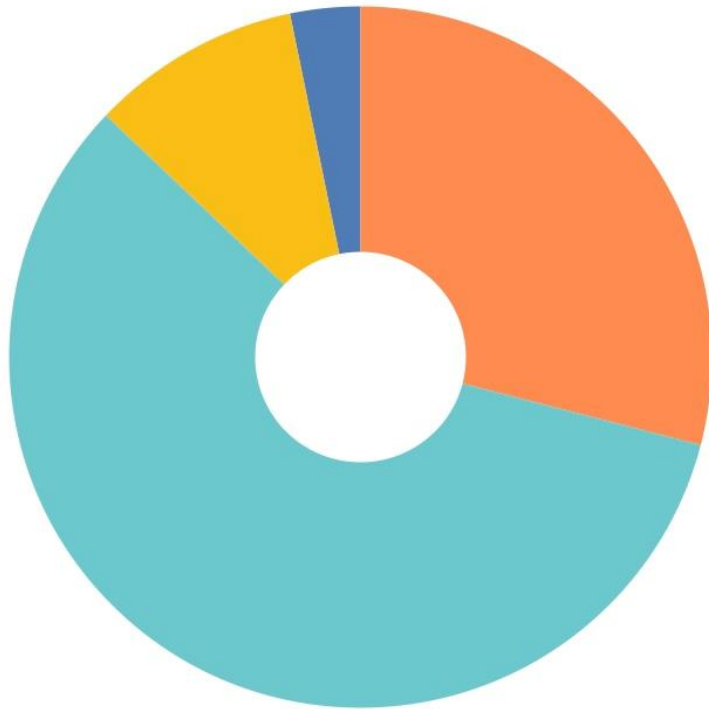
Strongly Disagree	0%	0
Disagree	0%	0
Neutral	3%	1
Agree	61%	19
Strongly Agree	35%	11

**96% Agree (^4%)**

**Junior High – 90%**

## SURVEY RESULTS: FAITH FORMATION

My child/grandchild is provided with opportunities to participate in service projects for our community.




Strongly Disagree	0%	0
Disagree	3%	1
Neutral	10%	3
Agree	58%	18
Strongly Agree	29%	9

**87% Agree (^14%)**

**Junior High – 90% Agree**

## SURVEY RESULTS: FAITH FORMATION

My child/grandchild continues to grow in his/her love for Jesus and faith.



Strongly Disagree	0%	0
Disagree	0%	0
Neutral	0%	0
Agree	48%	15
Strongly Agree	52%	16

**100% Agree (^2%)**  
**Junior High: 100% Agree**

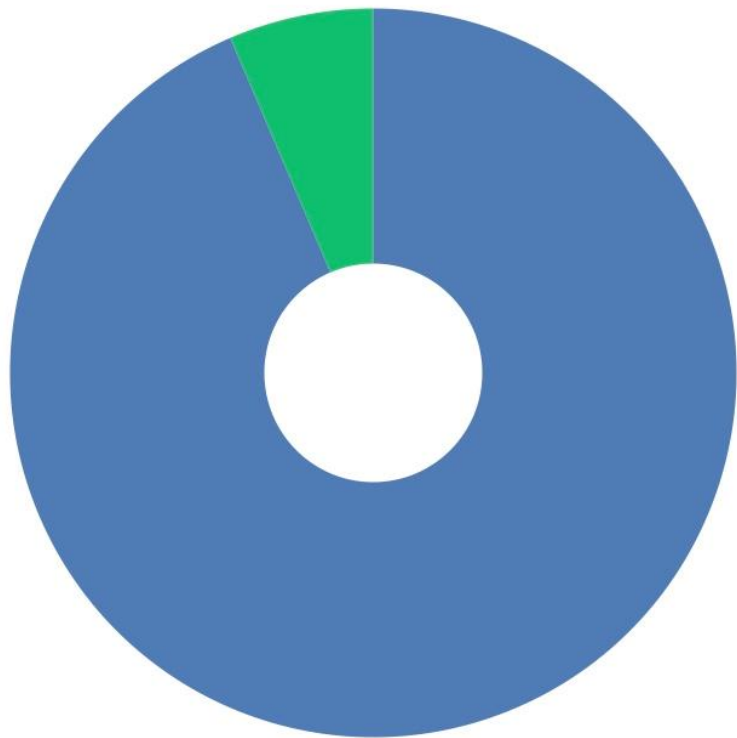
# Student Enrichment





## SURVEY RESULTS: STUDENT ENRICHMENT

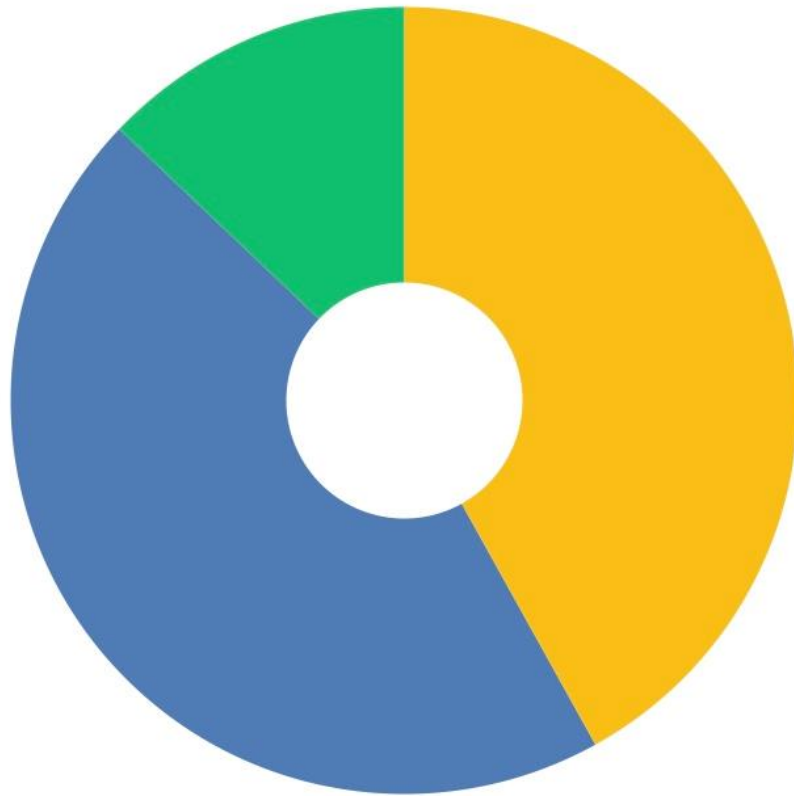
Does your child/grandchild participate in extracurricular activities/ after school clubs?



	No, none of my children/grandchildren participate	6%	2
	Yes, one or more of my children/grandchildren participate	94%	29

## SURVEY RESULTS: STUDENT ENRICHMENT

Does your child/grandchild participate in athletics at STJB?

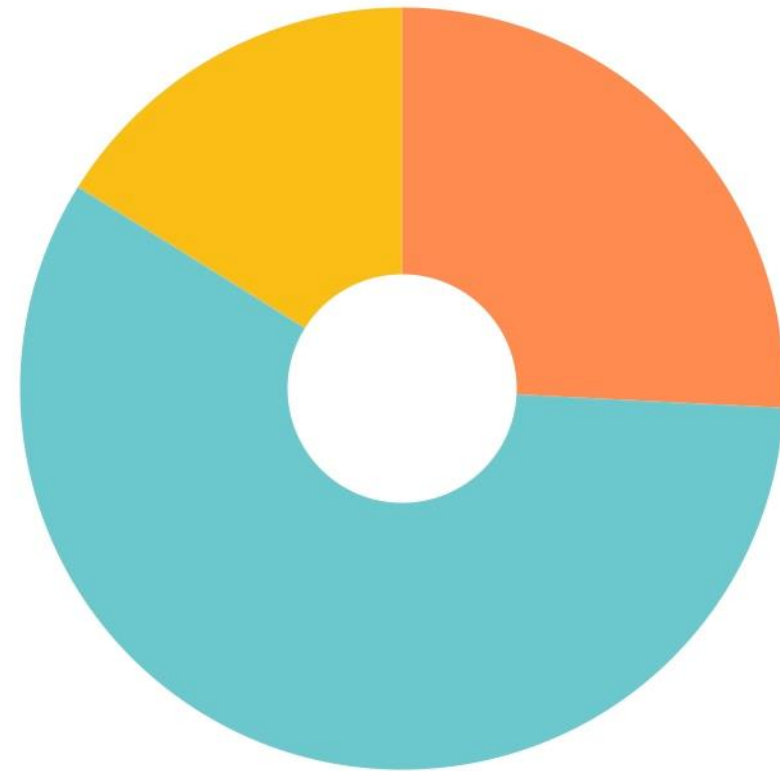


No, none of my children/grandchildren participate (but are eligible)	13%	4
Yes, one OR more of my children/grandchildren participate	45%	14
No, my child(ren)/grandchild(ren) aren't old enough to participate	42%	13

**80% of Junior High students participate in athletics**

## SURVEY RESULTS: STUDENT ENRICHMENT

My child/grandchild are given opportunities to participate in a variety of school activities and clubs.



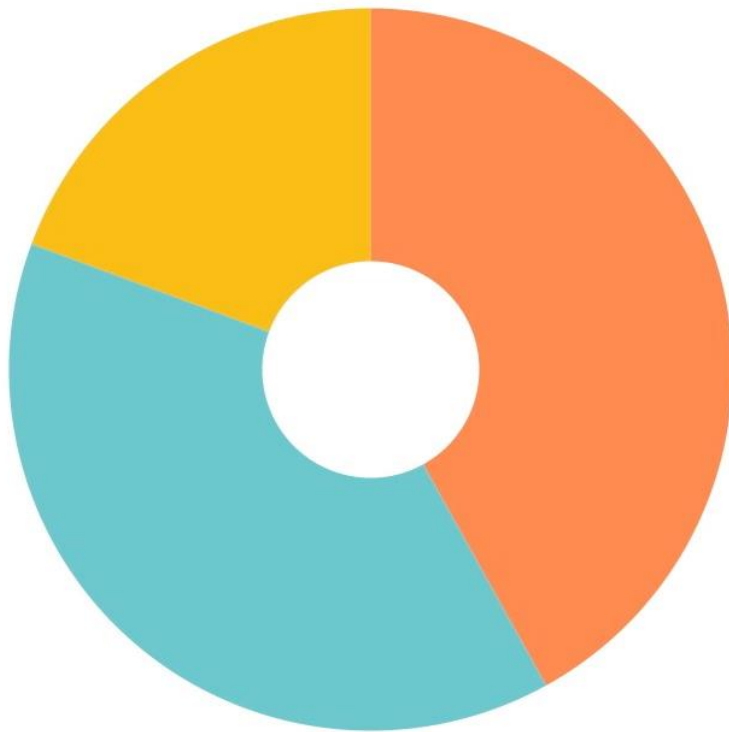
Strongly Disagree	0%	0
Disagree	0%	0
Neutral	16%	5
Agree	58%	18
Strongly Agree	26%	8

**84% Agree (-6%)**

**Junior High - 80% Agree**

## SURVEY RESULTS: STUDENT ENRICHMENT

Extracurricular activities are an important part of my child's/grandchild's school experience.



Strongly Disagree	0%	0
Disagree	0%	0
Neutral	19%	6
Agree	39%	12
Strongly Agree	42%	13

**81% Agree (-3%)**  
**Junior High: 70% Agree**

## Key Findings



## PARENT SATISFACTION SURVEY

---

- Overall, parents are highly satisfied with StJB (satisfaction increases slightly among Junior High Parents)
- Net Promoter Score increased from 88% to 94%
- All scores in Faith Formation category increased from last survey
-

# PARENT SATISFACTION SURVEY

---

## Highest Scores:

- 100% - STJB provides a safe and nurturing environment for my child/grandchild
- 100% - My child/grandchild continues to grow in his/her love for Jesus and faith
- 97% - The academic curriculum meets my expectations and standards
- 97% - I understand the mission of St. John the Baptist

# PARENT SATISFACTION SURVEY

---

## Lowest Scores:

- 42% - StJB has the resources to meet the needs of those students who struggle academically and need extra help learning
- 66% - The amount of homework is appropriate for my child's/grandchild's grade
- 71% - My child/grandchild has access to the best technology to aid in his/her individualized classroom learning
- 78% - StJB school policies are communicated clearly and enforced fairly
- The lowest scores for Junior High Parents were in the Communication category.



# PARENT SATISFACTION SURVEY

## Next Steps



## PARENT SATISFACTION SURVEY

---

- Further assess lower scores as part of the Strategic Planning and develop action plans as necessary
- Conduct the next parent survey in November (first survey conducted for the 2019-20 school year)