

StJB Parent Satisfaction Survey Results

2018-19 School Year

November 15, 2018



Survey Objectives



PARENT SATISFACTION SURVEY

Short-term Objectives:

- To collect and analyze data from StJB K-8th grade parents/guardians to help gauge parent satisfaction with the school
- Identify areas of improvement for future



PARENT SATISFACTION SURVEY

Long-term Objective:

- Increase school enrollment and improve retention of existing school families



PARENT SATISFACTION SURVEY

Survey Overview



PARENT SATISFACTION SURVEY

Survey Overview:

- First quantitative survey conducted
- Audience included 93 families from K-8th grades; parent name optional (one survey per family)
- Online survey mode (Survey Monkey)
- 38 survey questions; Likert survey design; multiple sentiment-based questions
- Opportunity to add comments after questions
- Survey was active for 10 days



Survey Response



PARENT SATISFACTION SURVEY

Survey Response:

- 51% response rate
- 96% completion rate
- 26/50 respondents included their name



PARENT SATISFACTION SURVEY

Survey Response by Grade:

Grade	# of Students	Completed Surveys	
K	18	10	56%
1st	17	10	59%
2nd	15	10	67%
3rd	22	14	64%
4th	12	7	58%
5th	13	8	62%
6th	17	4	24%
7th	6	5	83%
8th	13	8	62%

*based on the total number of students per family



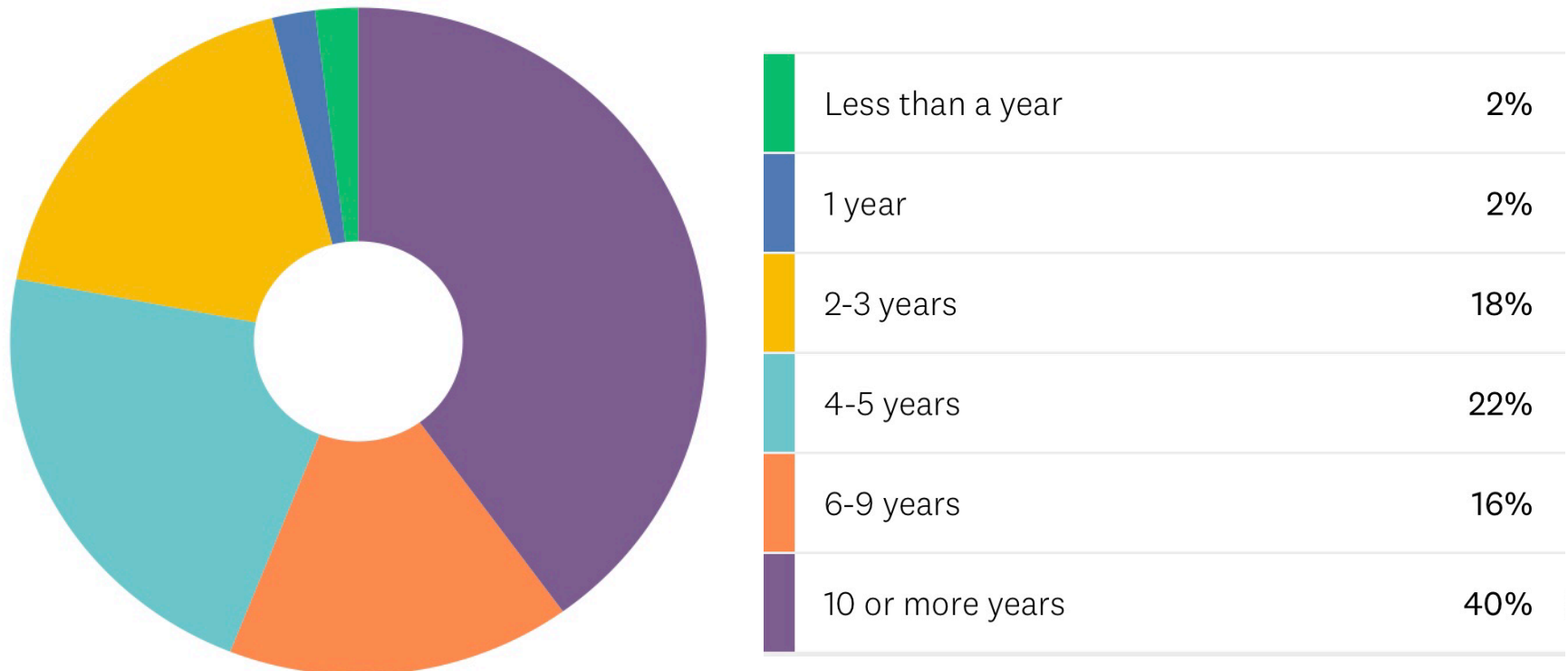
PARENT SATISFACTION SURVEY

Parent Profile



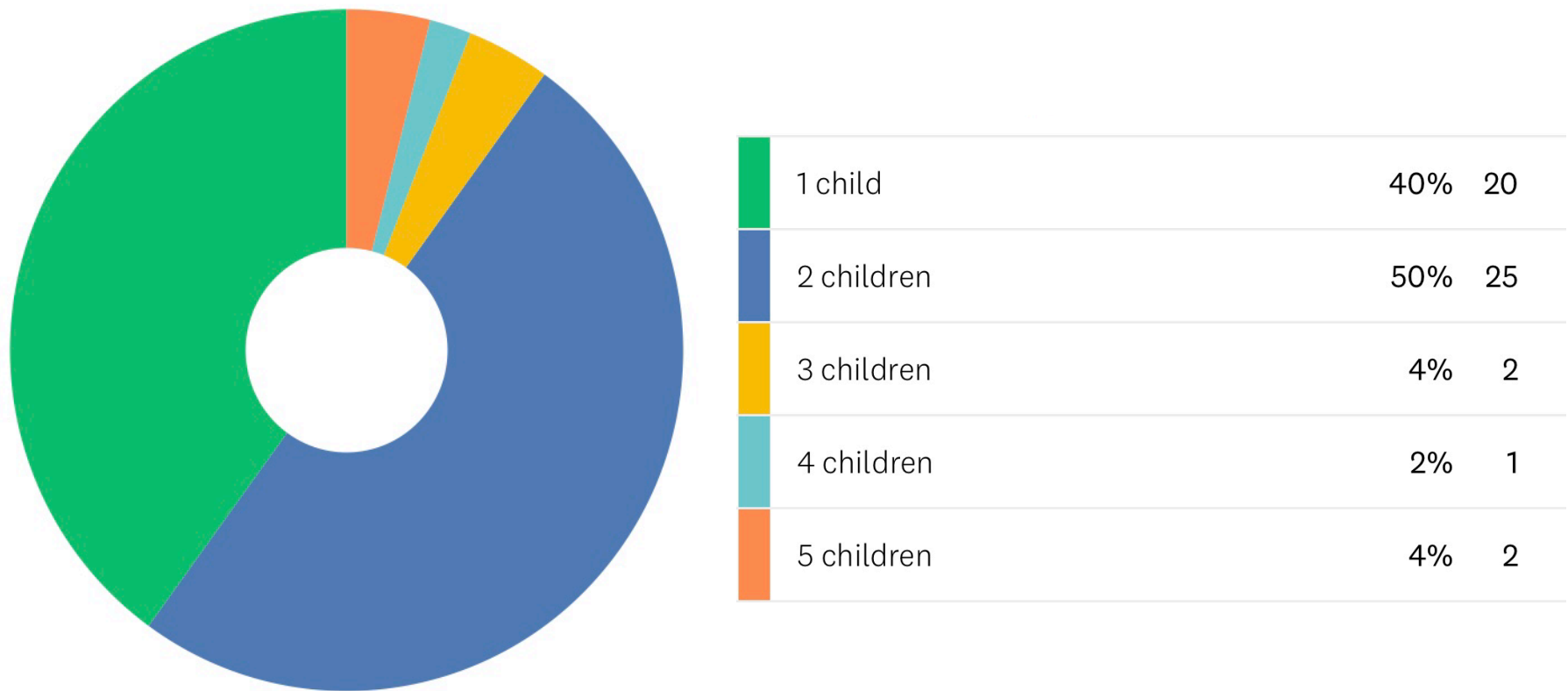
PARENT PROFILE

How long has your family been a part of St. John the Baptist?



PARENT PROFILE

How many children/grandchildren are currently enrolled at St. John the Baptist?



PARENT PROFILE

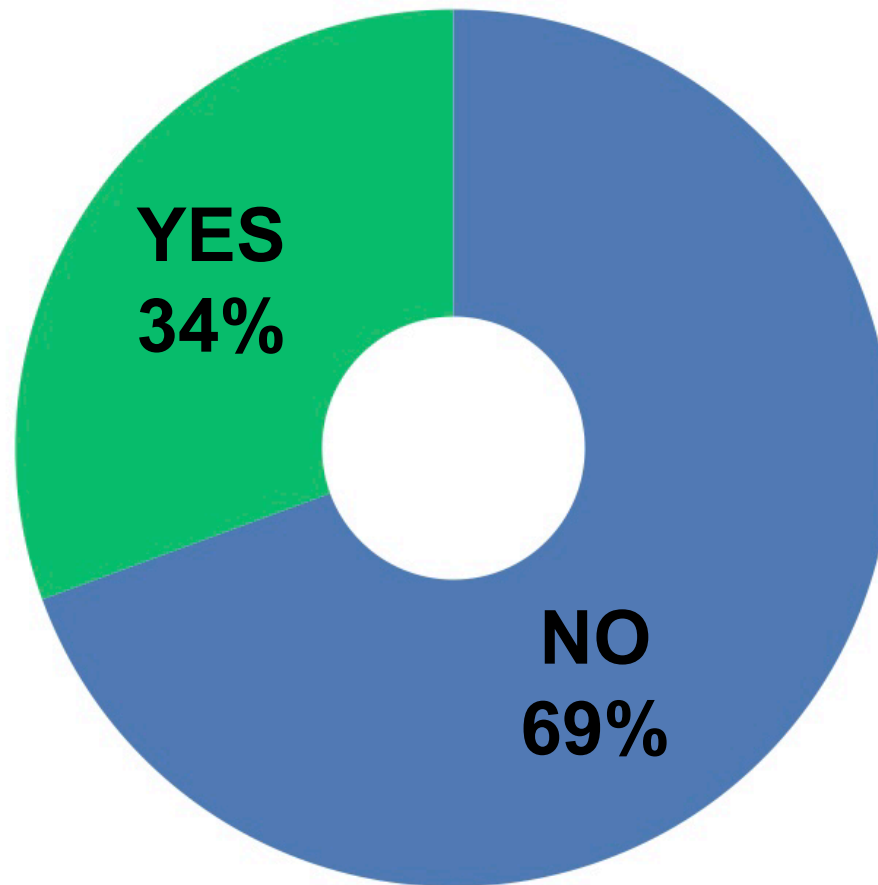
Indicate the grades your children/grandchildren are in at St. John the Baptist.



Pre-K	20%	10
Kindergarten	20%	10
1st Grade	20%	10
2nd Grade	20%	10
3rd Grade	29%	14
4th Grade	14%	7
5th Grade	16%	8
6th Grade	8%	4
7th Grade	10%	5
8th Grade	16%	8

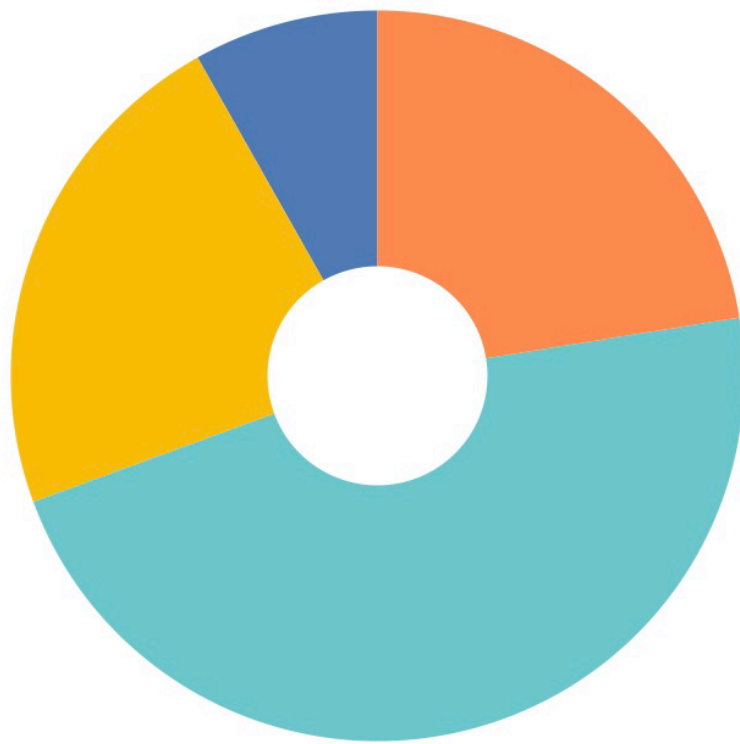
PARENT PROFILE

Do you have children/grandchildren who have graduated from St. John the Baptist?



PARENT PROFILE

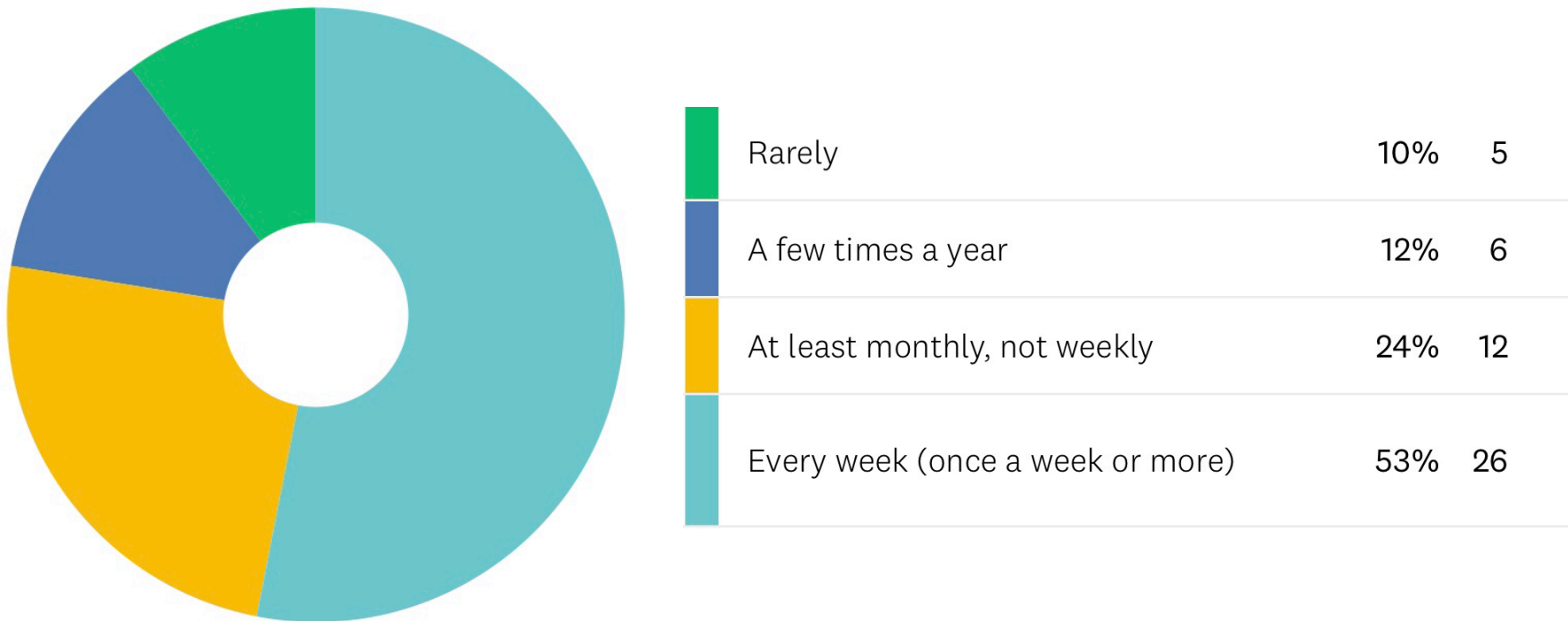
How would you indicate your level of parent/grandparent involvement at St. John the Baptist?



Not involved at all	0%	0
Not involved	8%	4
Somewhat involved	22%	11
Involved	47%	23
Very involved	22%	11

PARENT PROFILE

Aside from weddings, funerals and holidays, how often does your family attend Mass?



PARENT SATISFACTION SURVEY

Survey Results

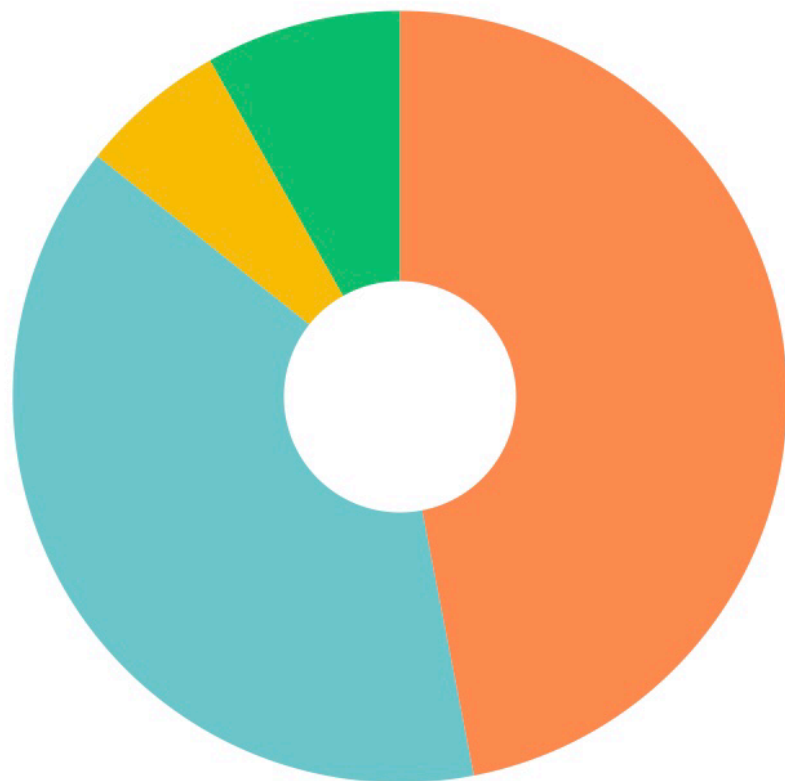


School Culture



SURVEY RESULTS: CULTURE

I understand the mission of St. John the Baptist.

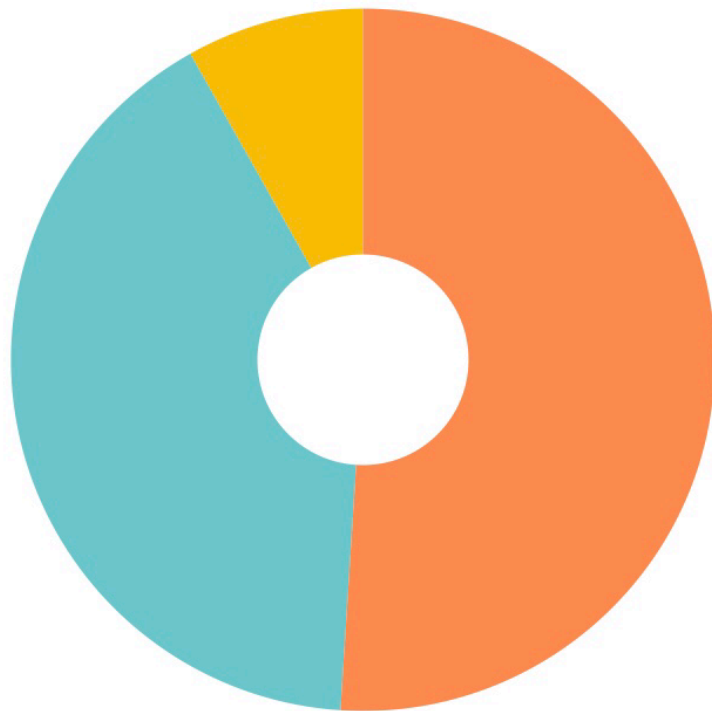


Strong disagree	8%	4
Disagree	0%	0
Neutral	6%	3
Agree	39%	19
Strongly Agree	47%	23

86% Agree

SURVEY RESULTS: CULTURE

My child/grandchild enjoy coming to school.

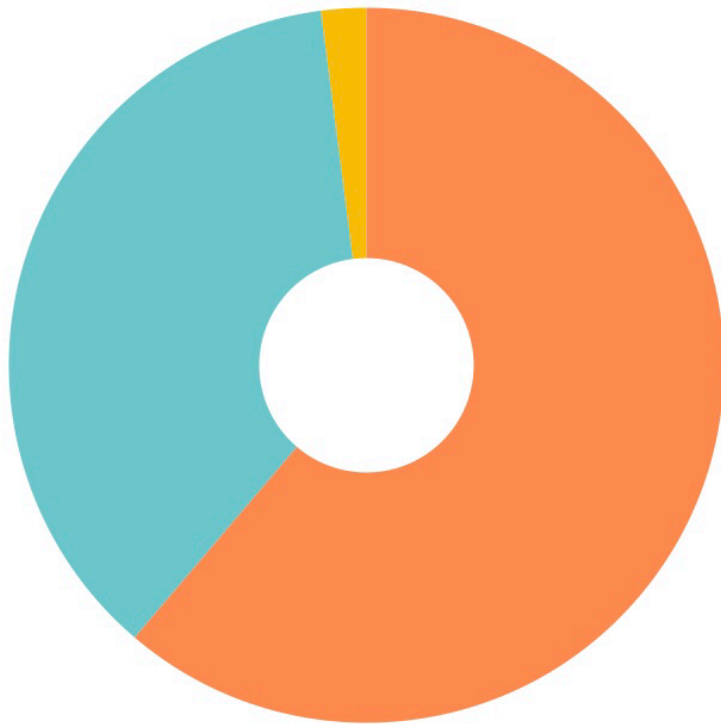


Strongly Disagree	0%	0
Disagree	0%	0
Neutral	8%	4
Agree	41%	20
Strongly Agree	51%	25

92% Agree

SURVEY RESULTS: CULTURE

STJB provides a safe and nurturing environment for my child/grandchild.

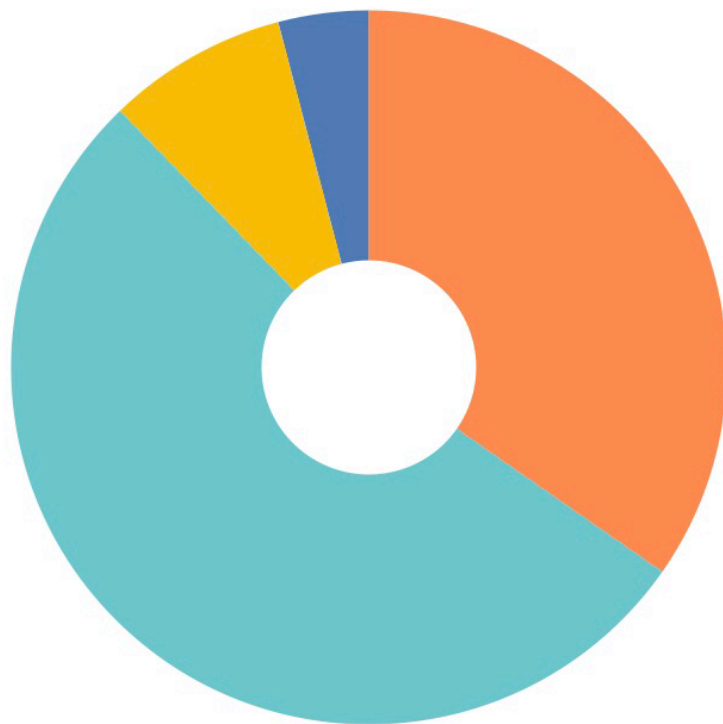


Strongly Disagree	0%	0
Disagree	0%	0
Neutral	2%	1
Agree	37%	18
Strongly Agree	61%	30

98% Agree

SURVEY RESULTS: CULTURE

The school environment is clean and the building is well maintained.

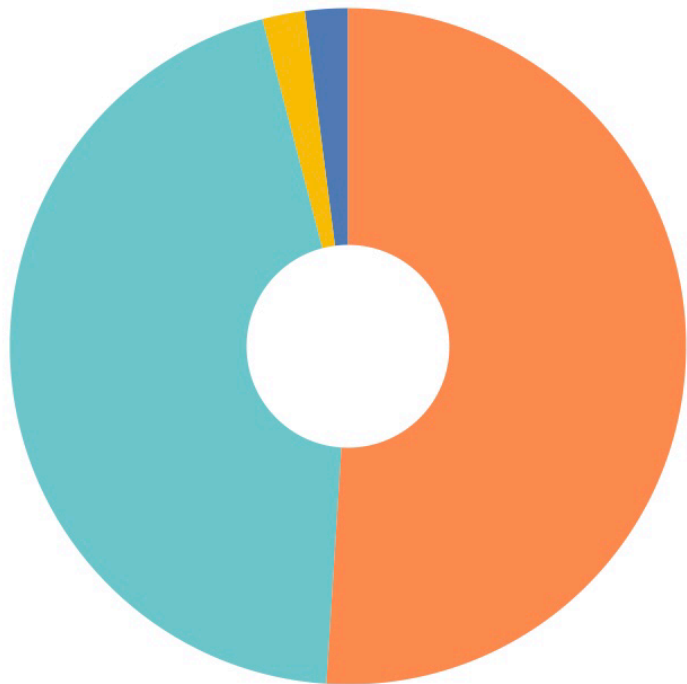


Strongly Disagree	0%	0
Disagree	4%	2
Neutral	8%	4
Agree	53%	26
Strongly Agree	35%	17

88% Agree

SURVEY RESULTS: CULTURE

StJB educates the whole child: intellectually, spiritually, physically, emotionally and socially.

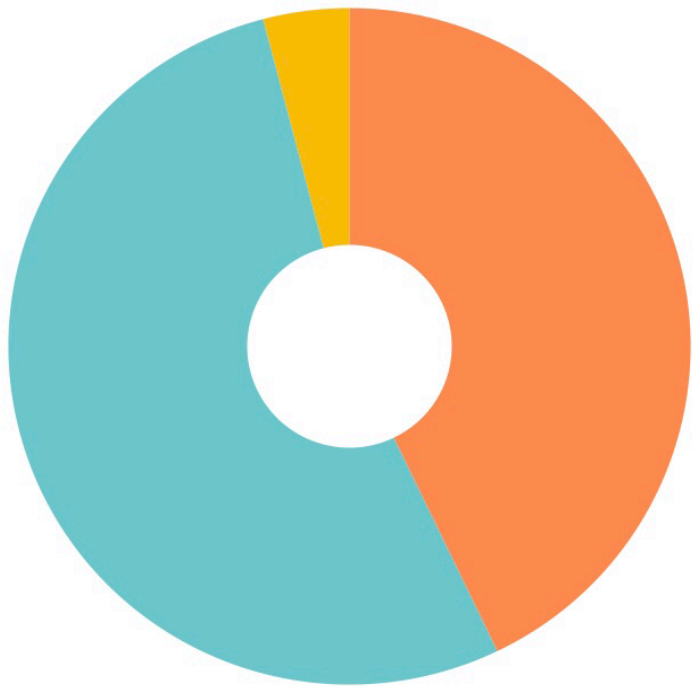


Strongly Disagree	0%	0
Disagree	2%	1
Neutral	2%	1
Agree	45%	22
Strongly Agree	51%	25

96% Agree

SURVEY RESULTS: CULTURE

StJB helps my child/grandchild transition through daily school routines.

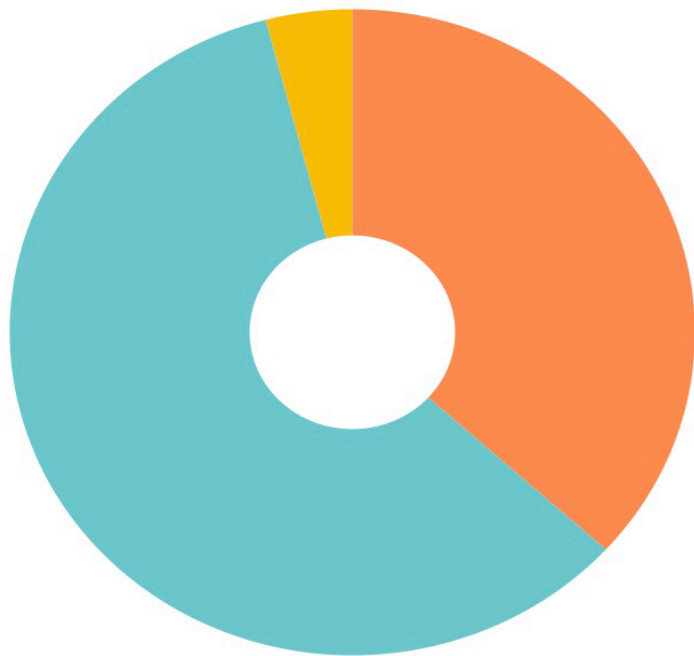


Strongly Disagree	0%	0
Disagree	0%	0
Neutral	4%	2
Agree	53%	26
Strongly Agree	43%	21

96% Agree

SURVEY RESULTS: CULTURE

The teacher(s) understands my child's/grandchild's strengths and weaknesses.

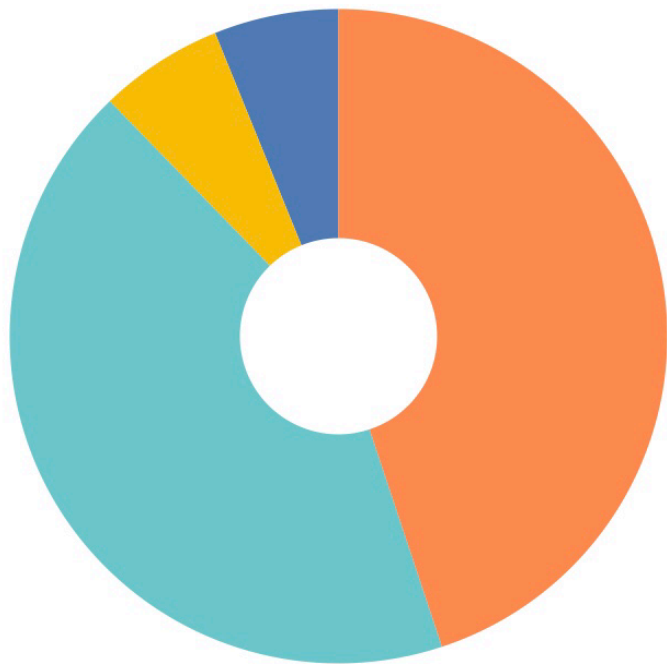


Strongly Disagree	0%	0
Disagree	0%	0
Neutral	4%	2
Agree	59%	29
Strongly Agree	37%	18

96% Agree

SURVEY RESULTS: CULTURE

The school office staff is friendly and demonstrates care and concern for my child/grandchild.

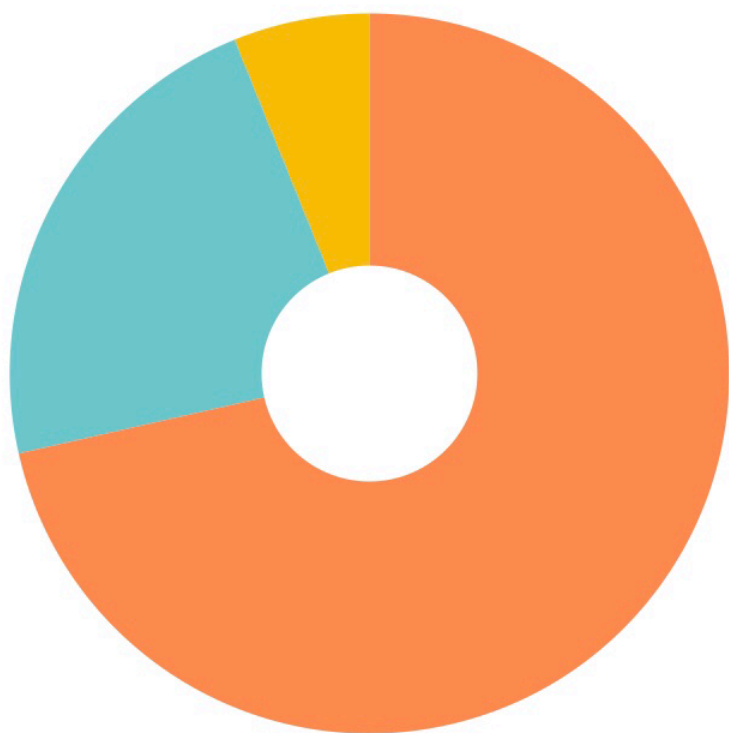


Strongly Disagree	0%	0
Disagree	6%	3
Neutral	6%	3
Agree	43%	21
Strongly Agree	45%	22

88% Agree

SURVEY RESULTS: CULTURE

Catholic education is a good investment in my child's/grandchild's future.



Strongly Disagree

0% 0

Disagree

0% 0

Neutral

6% 3

Agree

22% 11

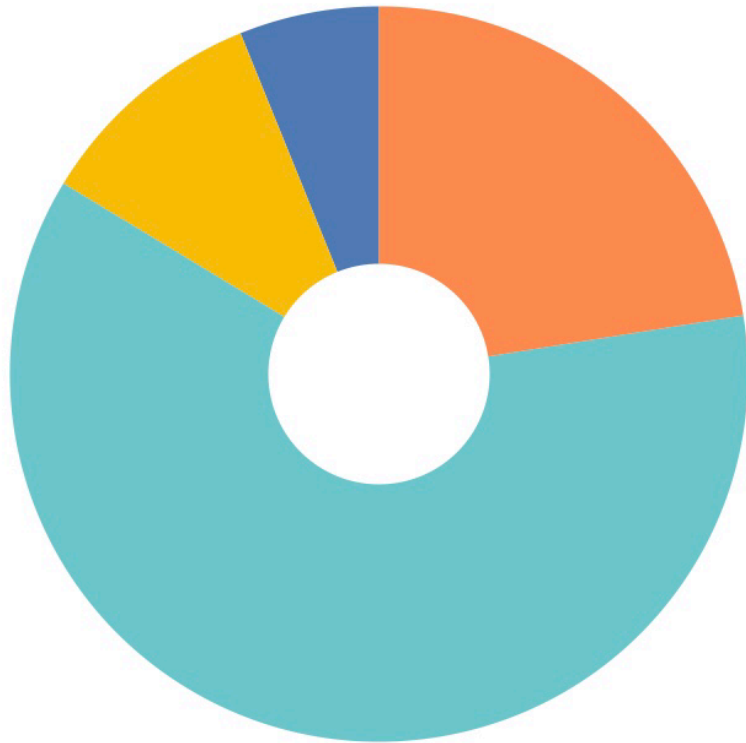
Strongly Agree

71% 35

93% Agree

SURVEY RESULTS: CULTURE

StJB school policies are communicated clearly and enforced fairly.

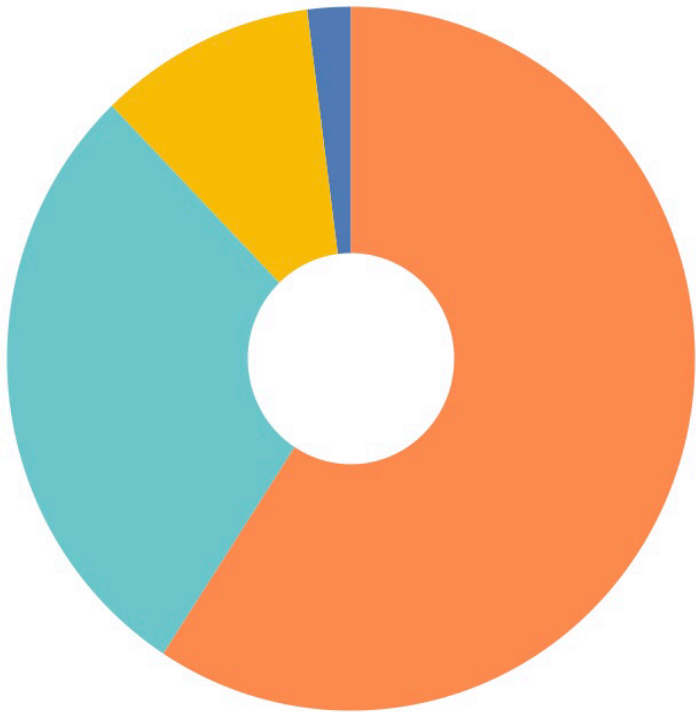


Strongly Disagree	0%	0
Disagree	6%	3
Neutral	10%	5
Agree	61%	30
Strongly Agree	22%	11

83% Agree

SURVEY RESULTS: CULTURE

I am likely to recommend St. John the Baptist School to friends and family.



Strongly Disagree	0%	0
Disagree	2%	1
Neutral	10%	5
Agree	29%	14
Strongly Agree	59%	29

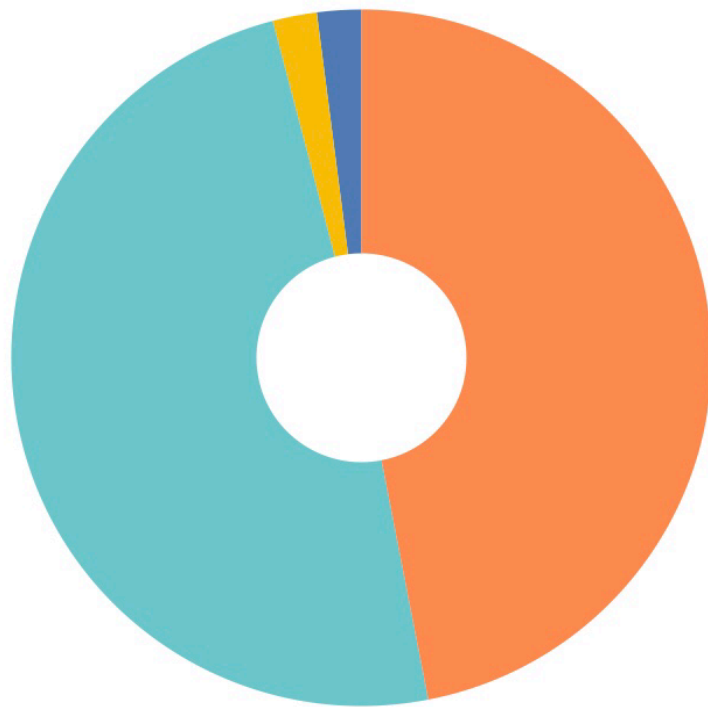
88% Agree

Communication



SURVEY RESULTS: COMMUNICATION

I am comfortable sharing concerns and ideas with school administration and teachers.

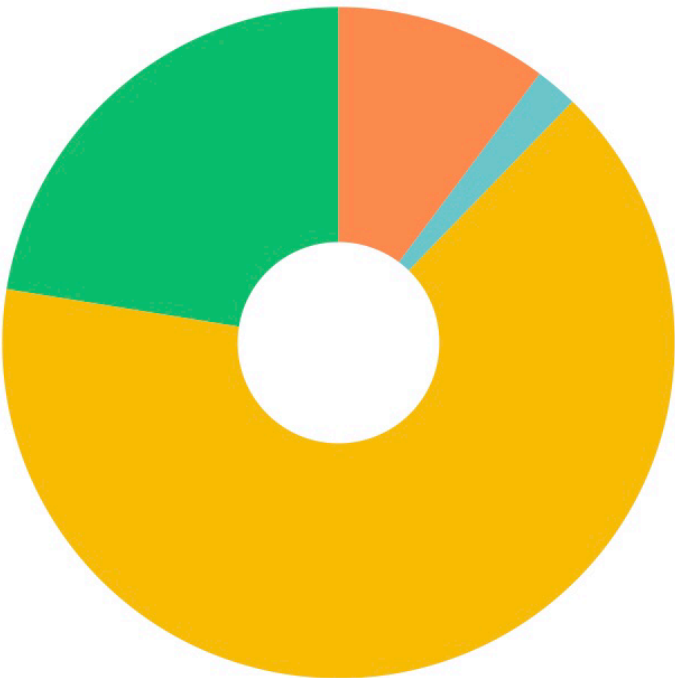


Strongly Disagree	0%	0
Disagree	2%	1
Neutral	2%	1
Agree	49%	24
Strongly Agree	47%	23

96% Agree

SURVEY RESULTS: COMMUNICATION

My preferred method for communication with teachers regarding my child/grandchild:

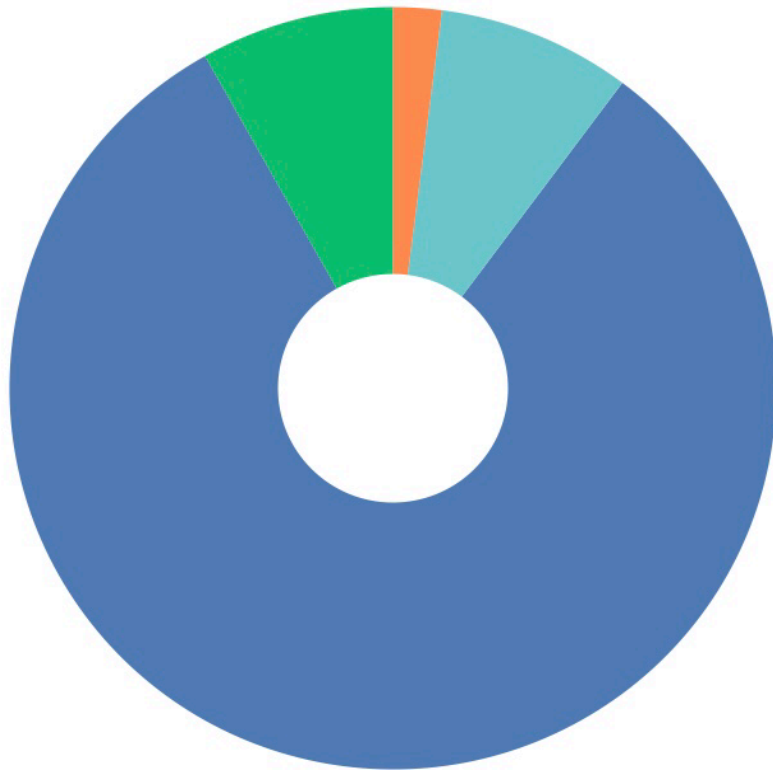







Face-to-Face	22%	11
Phone	0%	0
Email	65%	32
Text	2%	1
Other (please specify)	10%	5 >

Email

SURVEY RESULTS: COMMUNICATION

My preferred method of communication for staying informed with school happenings:

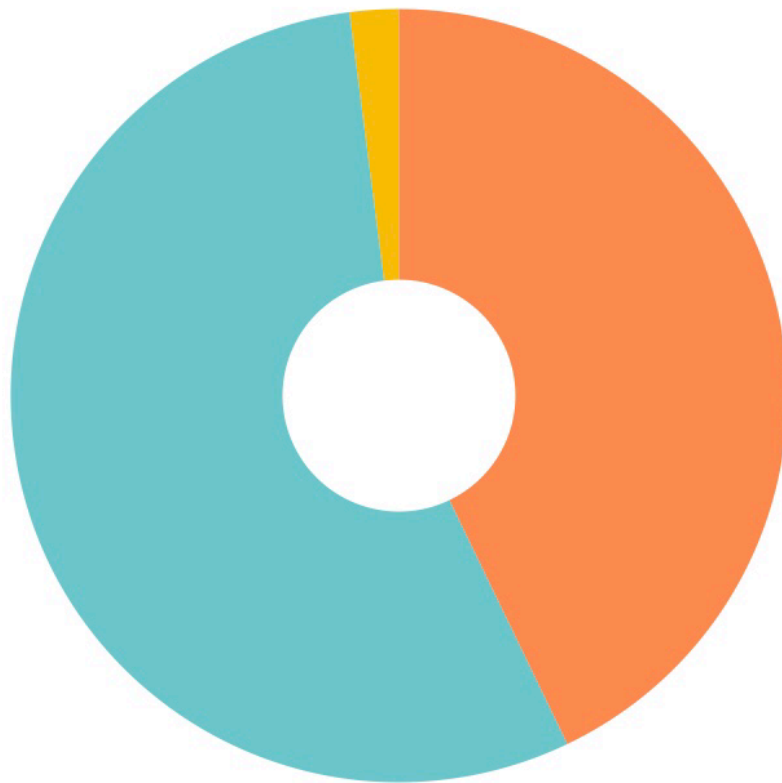


	Printed information sent home with my child(ren)	8%	4
	Email	82%	40
	School Website	0%	0
	Social Media	8%	4
	Other (please specify)	2%	1 >

Email

SURVEY RESULTS: COMMUNICATION

I am satisfied with communication from my child's/grandchild's teacher?

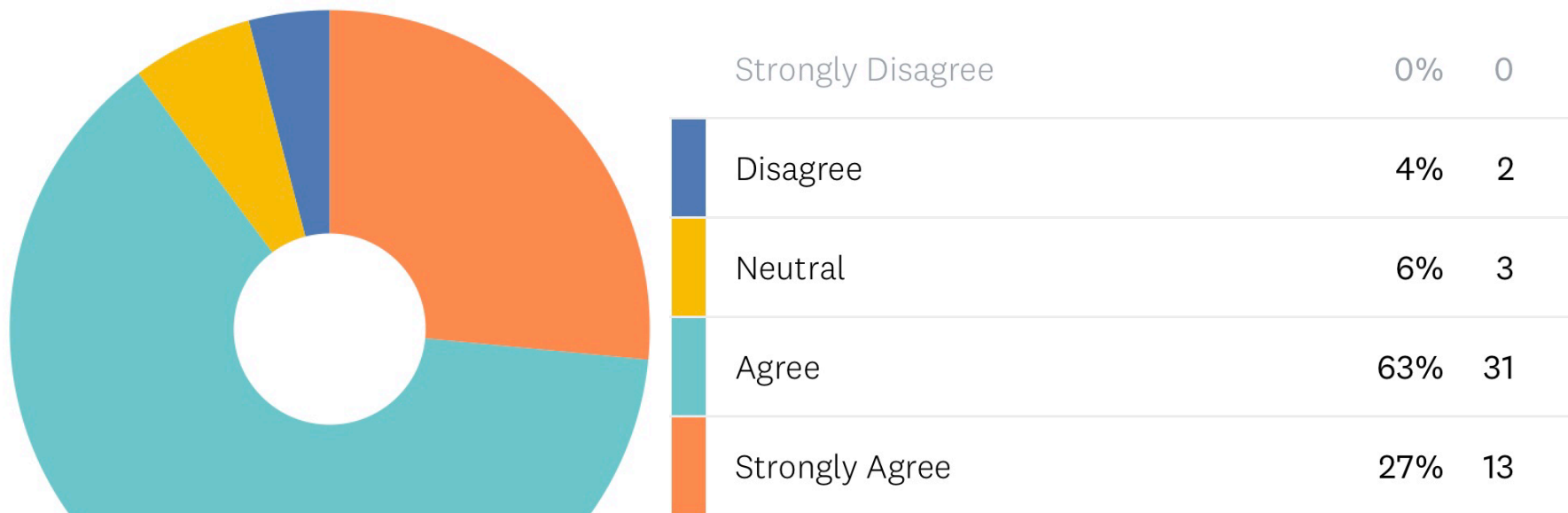


Strongly Disagree	0%	0
Disagree	0%	0
Neutral	2%	1
Agree	55%	27
Strongly Agree	43%	21

98% Agree

SURVEY RESULTS: COMMUNICATION

I am satisfied with communication and information from the school.



90% Agree

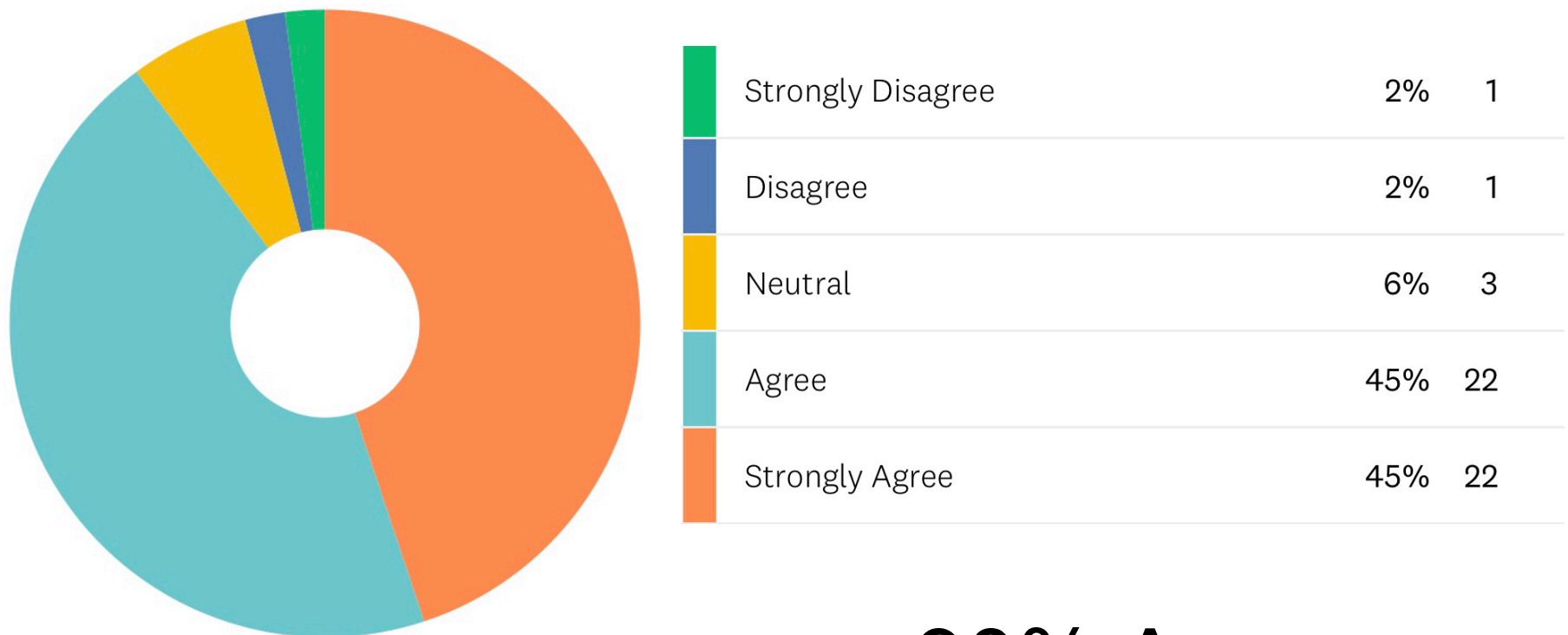
SURVEY RESULTS

Academics/Curriculum



SURVEY RESULTS: ACADEMICS/CURRICULUM

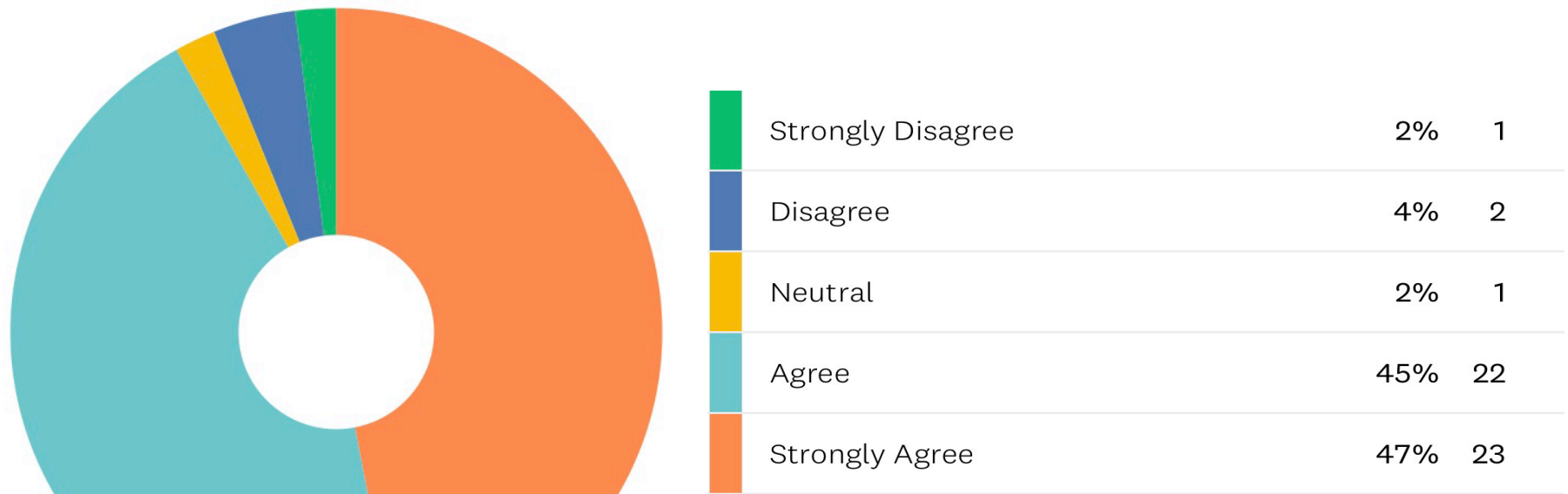
The school sets high standards for quality teaching and student learning.



90% Agree

SURVEY RESULTS: ACADEMICS/CURRICULUM

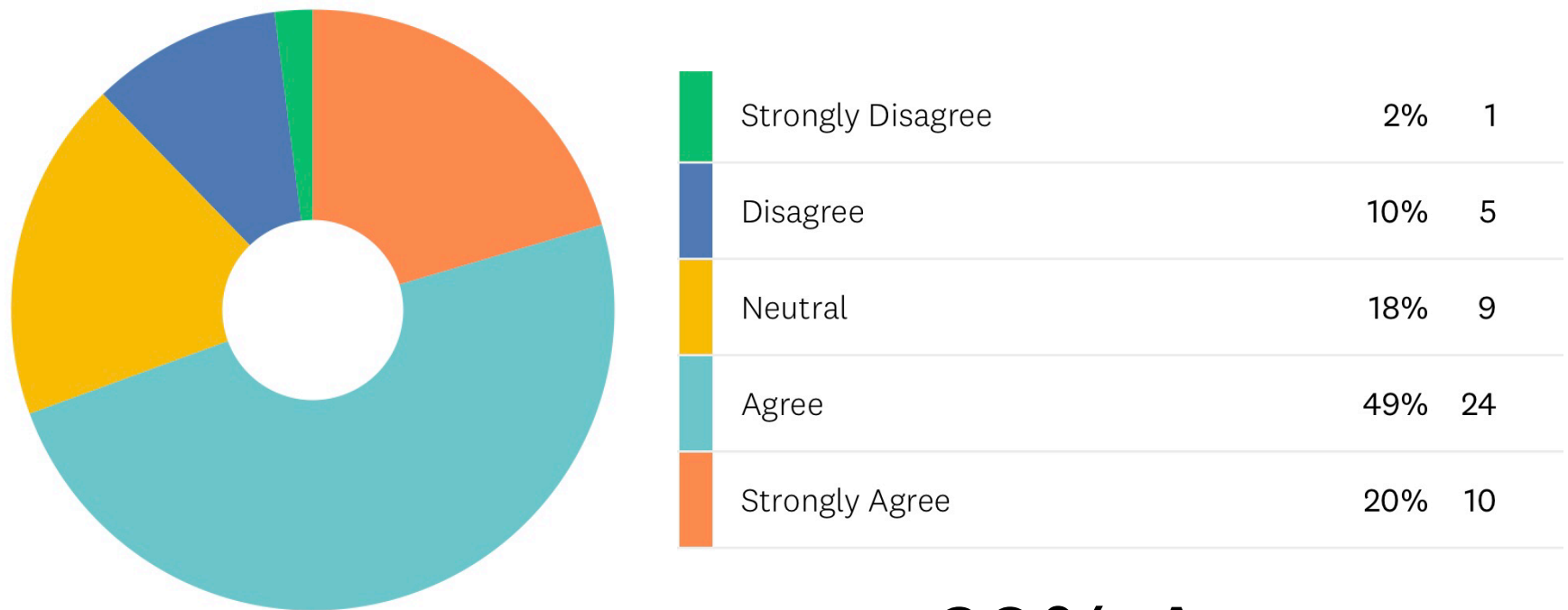
The academic curriculum meets my expectations and standards.



92% Agree

SURVEY RESULTS: ACADEMICS/CURRICULUM

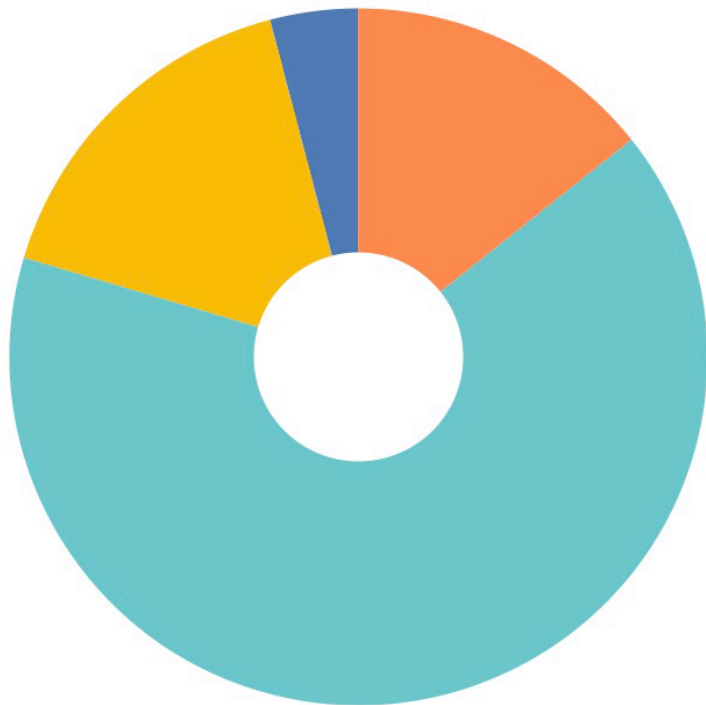
The amount of homework is appropriate for my child's/grandchild's grade.



69% Agree

SURVEY RESULTS: ACADEMICS/CURRICULUM

My child/grandchild has access to the best technology to aid in his/her learning.

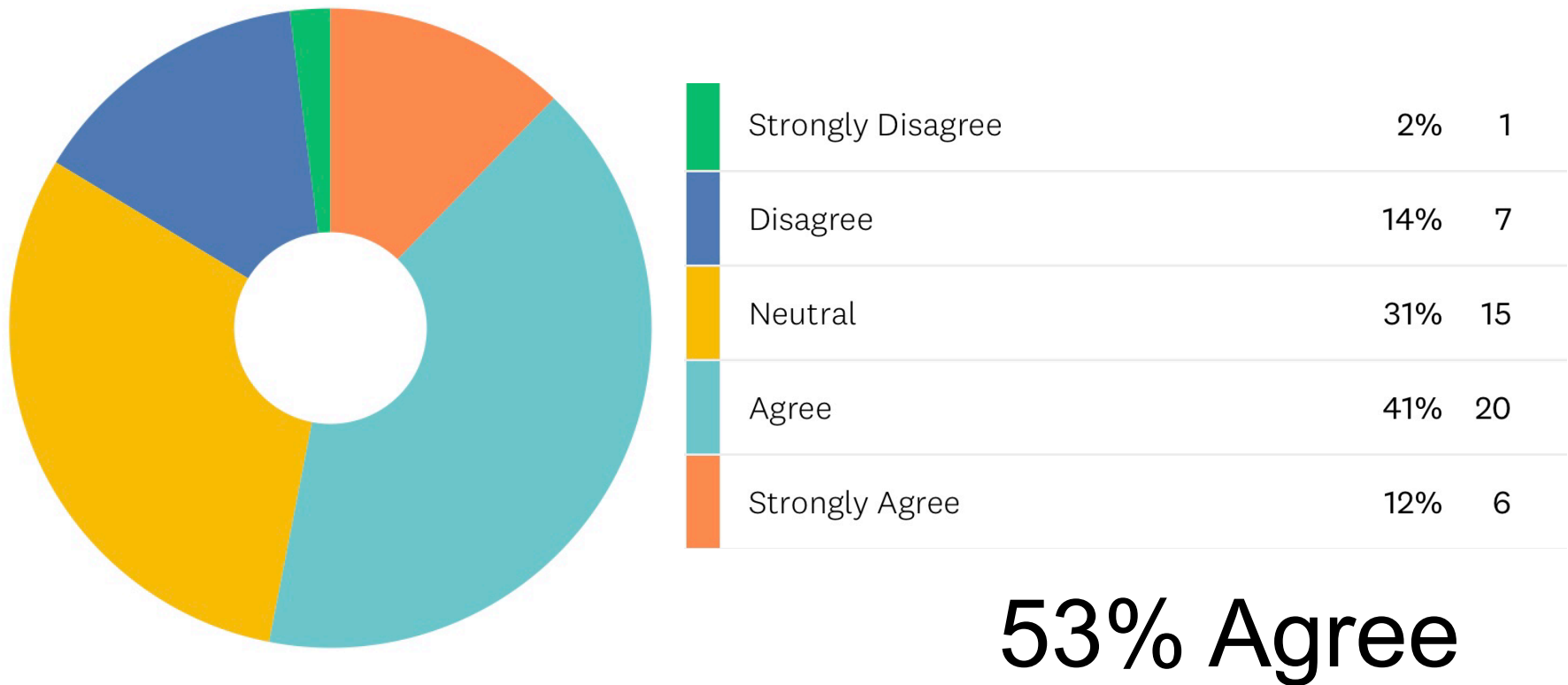


Strongly Disagree	0%	0
Disagree	4%	2
Neutral	16%	8
Agree	65%	32
Strongly Agree	14%	7

79% Agree

SURVEY RESULTS: ACADEMICS/CURRICULUM

StJB has the resources to meet the needs of those students who struggle academically and need extra help learning.



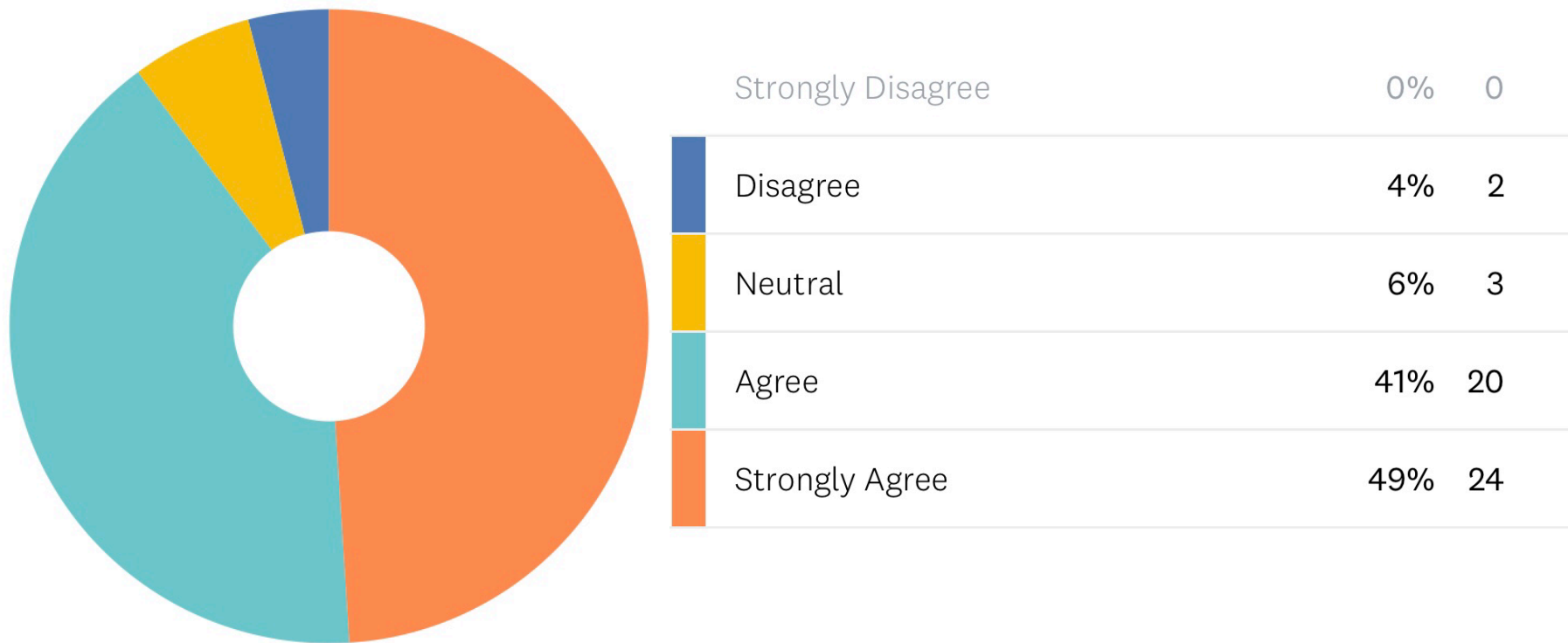
SURVEY RESULTS

Faith Formation



SURVEY RESULTS: FAITH FORMATION

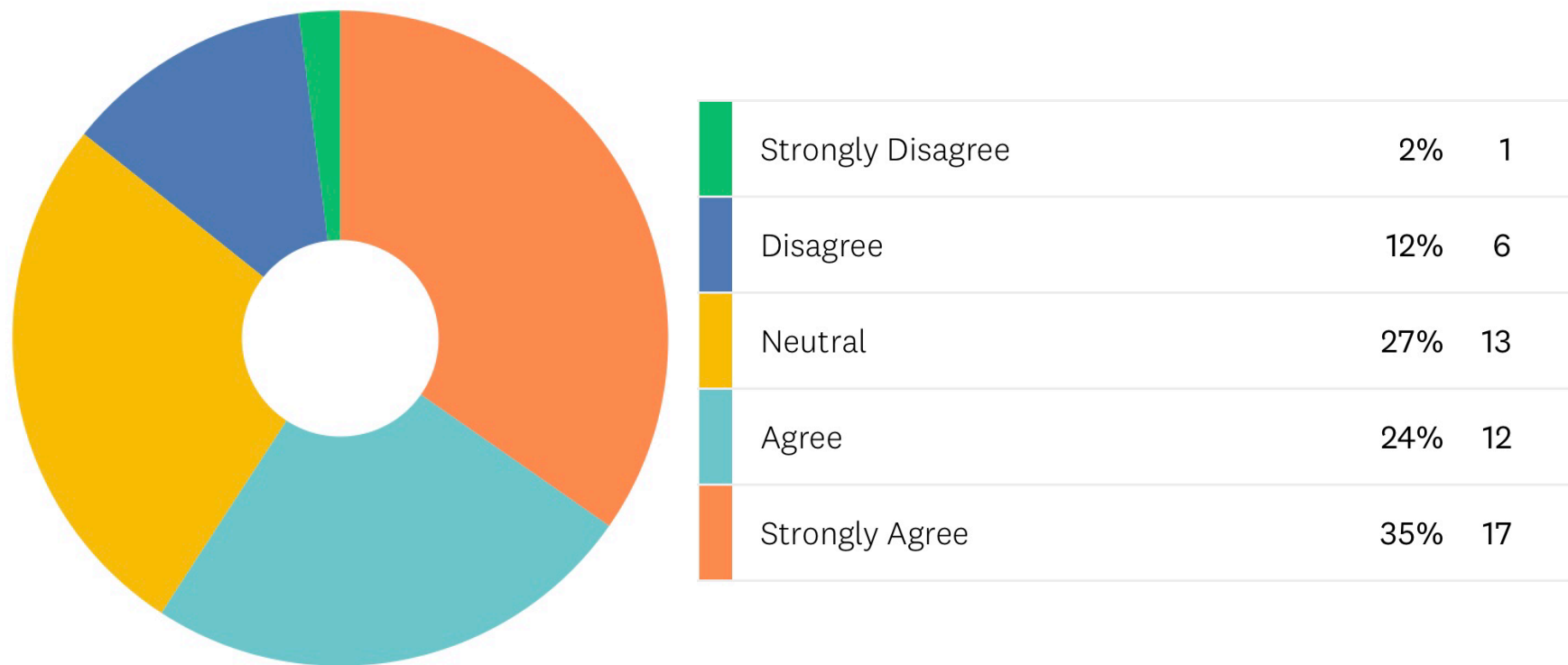
I am pleased with the level of religious education at STJB.



90% Agree

SURVEY RESULTS: FAITH FORMATION

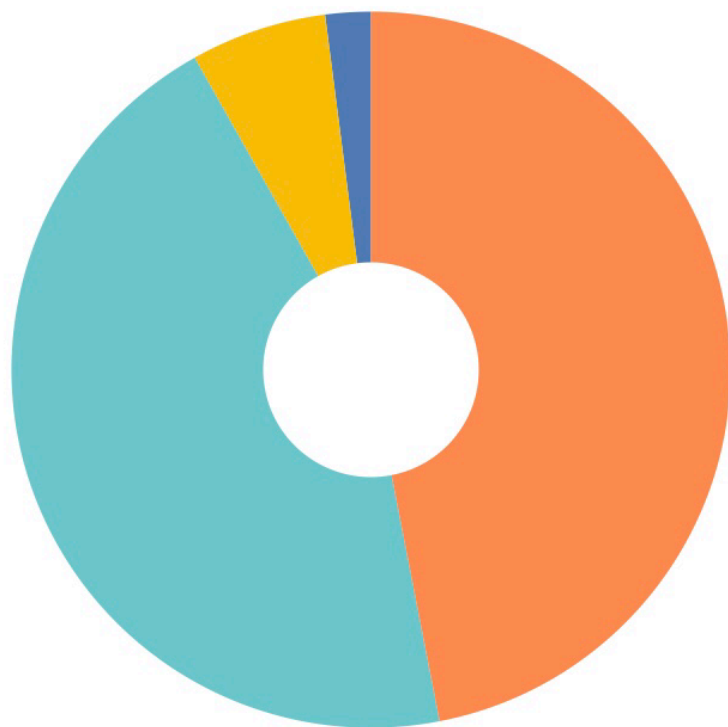
Daily Mass is an essential part of my child's/grandchild's faith formation.



59% Agree

SURVEY RESULTS: FAITH FORMATION

Teachers emphasize and demonstrate the importance of Catholic values.

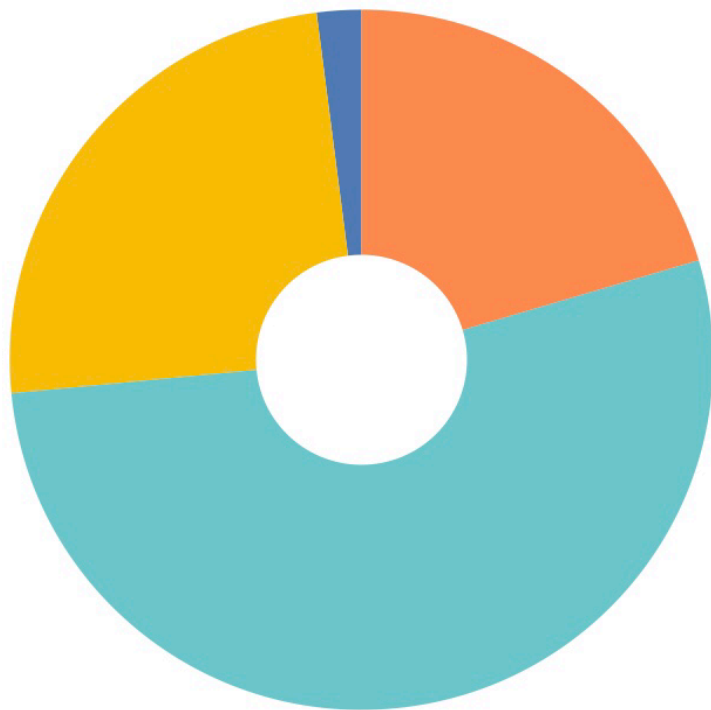


Strongly Disagree	0%	0
Disagree	2%	1
Neutral	6%	3
Agree	45%	22
Strongly Agree	47%	23

92% Agree

SURVEY RESULTS: FAITH FORMATION

My child/grandchild is provided with opportunities to participate in service projects for our community.

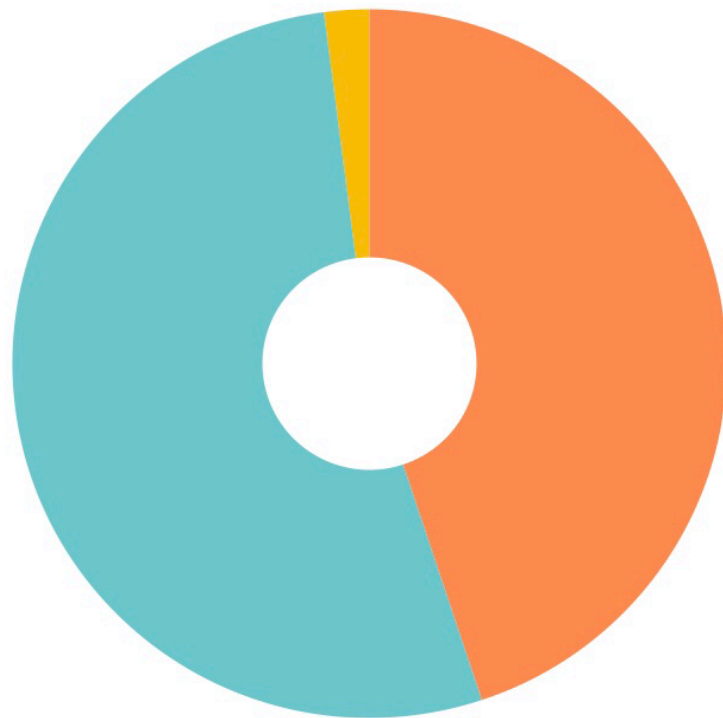


Strongly Disagree	0%	0
Disagree	2%	1
Neutral	24%	12
Agree	53%	26
Strongly Agree	20%	10

73% Agree

SURVEY RESULTS: FAITH FORMATION

My child/grandchild continues to grow in his/her love for Jesus and faith.



Strongly Disagree	0%	0
Disagree	0%	0
Neutral	2%	1
Agree	53%	26
Strongly Agree	45%	22

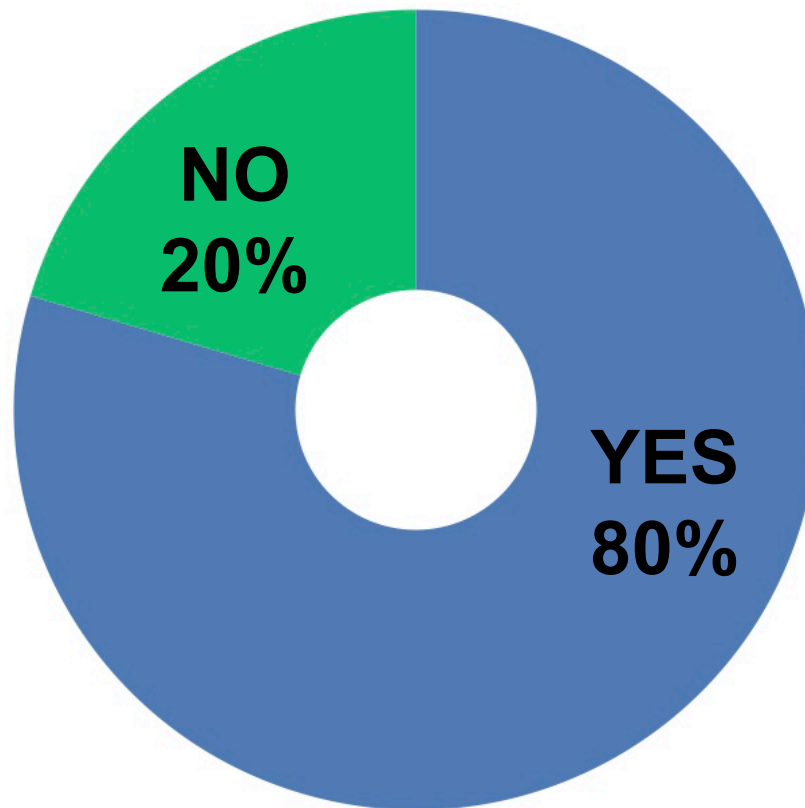
98% Agree

Student Enrichment



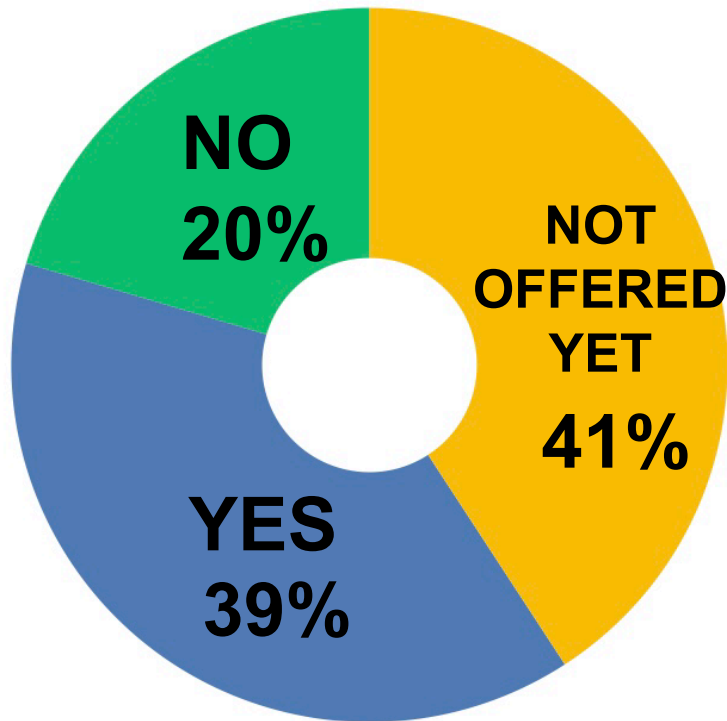
SURVEY RESULTS: STUDENT ENRICHMENT

Does your child/grandchild participate in extracurricular activities/ after school clubs?



SURVEY RESULTS: STUDENT ENRICHMENT

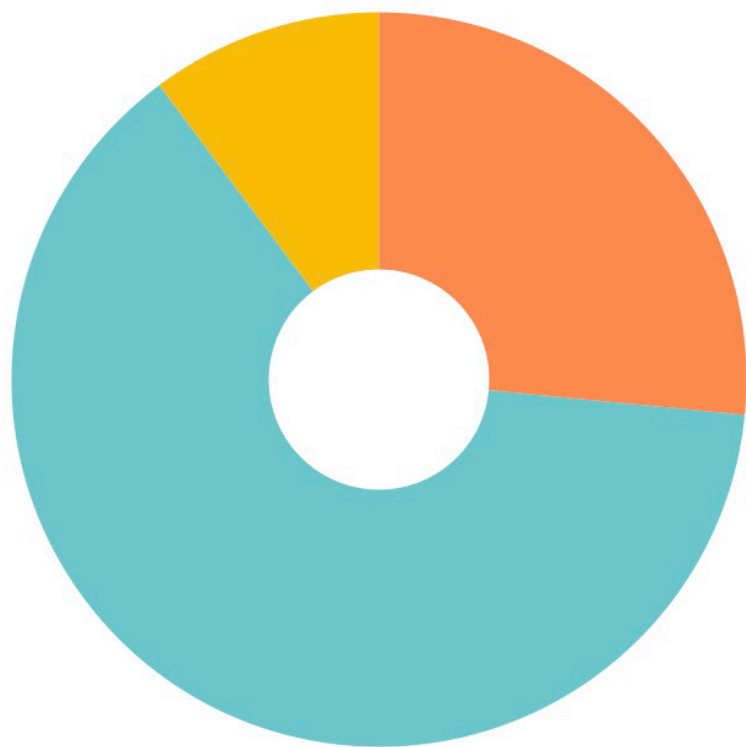
Does your child/grandchild participate in athletics at STJB?



No, none of my children/grandchildren participate (but are eligible)	20%	10
Yes, one OR more of my children/grandchildren participate	39%	19
No, my child(ren)/grandchild(ren) aren't old enough to participate	41%	20

SURVEY RESULTS: STUDENT ENRICHMENT

My child/grandchild are given opportunities to participate in a variety of school activities and clubs.

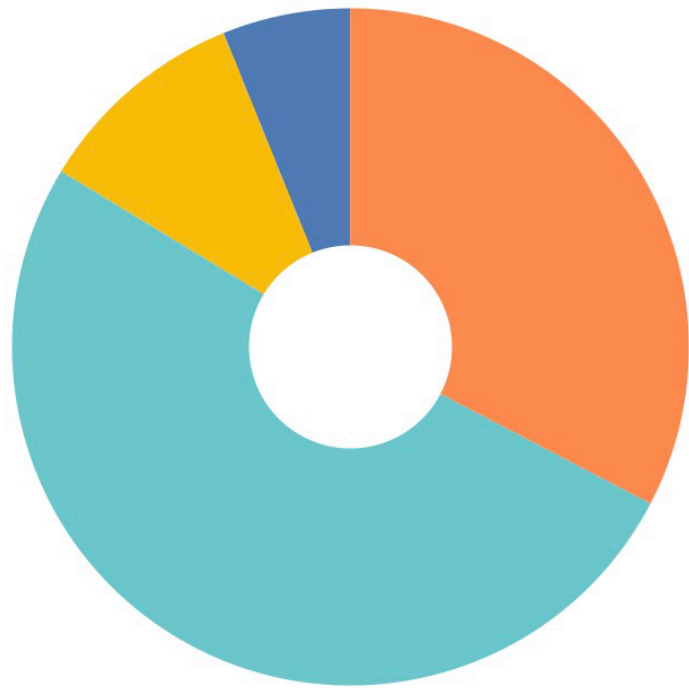


Strongly Disagree	0%	0
Disagree	0%	0
Neutral	10%	5
Agree	63%	31
Strongly Agree	27%	13

90% Agree

SURVEY RESULTS: STUDENT ENRICHMENT

Extracurricular activities are an important part of my child's/grandchild's school experience.



Strongly Disagree	0%	0
Disagree	6%	3
Neutral	10%	5
Agree	51%	25
Strongly Agree	33%	16

84% Agree

PARENT SATISFACTION SURVEY

Survey Comments

Key Findings



PARENT SATISFACTION SURVEY

Key Findings:

- Overall, parents are highly satisfied with St. John the Baptist School.
- 88% of parents are likely to refer their family and friends to St. John the Baptist
- Five improvement areas identified to focus on in the next year.

PARENT SATISFACTION SURVEY

Highest Survey Scores

PARENT SATISFACTION SURVEY

Questions with the highest satisfaction/agreement scores:

- Culture – safe and nurturing environment (98%)
- Communication – parent/teacher communication (98%)
- Faith Formation – child's growth in faith and love for Jesus (98%)
- Culture – educating the whole child (96%)
- Culture – helping child transition through school routines (96%)
- Culture – teacher's understanding of child's strengths and weaknesses (96%)
- Communication – comfortable sharing concerns and ideas with school admin and teachers (96%)



PARENT SATISFACTION SURVEY

Lowest Survey Scores/ Improvement Areas



PARENT SATISFACTION SURVEY

Questions with the lowest satisfaction/agreement scores:

- Curriculum – has resources to meet the needs of those students who struggle academically or need extra help learning (53%)
- Faith Formation – daily Mass is essential to child's faith formation (59%)
- Curriculum – amount of homework is appropriate (69%)
- Faith Formation – opportunities to participate in service projects (73%)
- Curriculum – access to the best technology to aid in his/her learning (79%)



PARENT SATISFACTION SURVEY

Proposed Next Steps



PARENT SATISFACTION SURVEY

Consideration/Next Steps:

- Communicate survey findings to STJB parents in December/January
- Assign Pillar Teams to address five improvement areas and identify action plans.
- Discuss the opportunity to strengthen the school's mission statement to better incorporate "educating the whole student."



PARENT SATISFACTION SURVEY

Surveys & Research:

- Execute this same parent satisfaction survey prior to end of school year.
- Develop a new survey tool for “new” or “transfer” families to be completed during time of school registration.
- Execute the STJB Exit Survey in May for any non-returning families/students.

